


# the paper

JULY 2023

Letter from the President . . . . .	1
Meetings . . . . .	2
Commonwheel . . . . .	4
National Exhibition . . . . .	6
Sponsors . . . . .	8
September Workshop . . . . .	9
March Workshop . . . . .	10
Product Review . . . . .	10
Member News . . . . .	14
Shows and Videos. . . . .	18
Plein Air . . . . .	16
DVD Library. . . . .	19
Free Resources . . . . .	20
Competitions . . . . .	21
2022 Holiday Lunch . . . . .	22
Board of Directors . . . . .	22





# the paper

NOVEMBER 2022

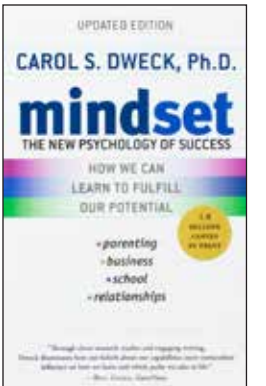
## Message from the President

It's been quite a busy year so far for PPPS and we have a lot more exciting events coming up. We've had an awesome workshop with Katie Cassidy, one of our own extremely talented member, two great meetings with presentations from Katie and Linda Currell and an outstanding show at Commonwheel Artist Co-Op. Our organization is fortunate to have a hardworking board who spend a good amount of time thinking about interesting things for us to do and new opportunities to learn and to show our work. I am thankful to be a part of such a industrious group.

We have several things still upcoming in 2023. Our prospectus for our 2023 National Juried Show was just published on [OnlineJuriedShows.com](https://OnlineJuriedShows.com). Our juror is Diane Fechenbach, an illustrious Colorado artist who specializes in pastel. She will also be presenting a workshop for us on September 23. I hope all of you will check it out and sign up if you are interested. It looks to be a great learning experience. We also have our upcoming meeting on August 19 where we will explore pastel underpainting techniques. It will be another great opportunity to learn something new. Margie Miller, our intrepid Education Chair will be leading.

I know, as artists and aspiring artists, it is easy to struggle to improve, to approve of our efforts and to thrive. Sometimes I feel like everyone else is better than I am and I wonder if the time and money I put into my artistic endeavors is worth it. When those melancholic moods find me I have to do something to become encouraged again. Lately I have turned to two books, both were written around ten years ago, and each have had a part in improving my motivation recently.

The first is one I had read in my previous life as a business executive, entitled *Mindset* by Carol Dweck. I never thought that it was applicable to my artistic life until Chris Alvarez, one of my art teachers in town, mentioned it as a help for improving our attitude toward our art. The book suggests that there are two types of mindsets—fixed and growth. The person with a fixed mindset tends to believe that things and people do not change, and therefore, the person becomes resistant to change. The growth mindset is different. This person believes that people and situations are changeable and therefore is willing to work to change them. Have a dynamic mindset means that I believe that I can improve as an artist and I take every opportunity to learn how to do that. If, for example, I do not get into a juried show, I take it as an opportunity to learn why my painting was not accepted and use it as an opportunity for growth. I use the experience to improve rather than to let it send me into a tailspin of thinking of myself as a failure. This attitude keeps my in a state of desiring to improve and not letting rejection or the success of others hold me back.



The second helpful book I read recently is *Daily Painting* by Carol Marine. Reading this book was a pleasure. She describes how she grew as an artist by painting a small work every day for years on end. She recounts the experience of others who have also committed to painting everyday. The book is beautifully illustrated with paintings of others who

continued on p2



President’s Letter

continued from p1

joined the “daily painting movement”. I decided to give this method a try. I have been fairly successful at being committed to it and I believe that eventually my work will improve by the repetition of practice.

I invite any of you who would like to read these books to let me know. I have copies of each and can bring them to let you borrow them at our August meeting. Until then, keep painting and get your work entered into our National Show. Find it at [OnlineJuriedShows.com](http://OnlineJuriedShows.com).

Lyn Farrell, PPPS President



Meetings

January 14, 2023

Lyn Farrell cleaned out her studio closet and shared 2 tables full of materials with the membership. Thank you, Lyn, for being so generous with us! Also, there was a raffle drawing for two prizes at the meeting for members in attendance. The prizes were won by Ingrid Burnett and Pat Geonetta.



Member Katie Cassidy gave a presentation about her process, and some of her favorite books and artists.

- Initial concept: Why am I painting this?
- Thumbnail studies: Breakdown composition into no more than 5 shapes Attach values to each shape.
- Do not rush the drawing. Well begun, half done.
- Work hard to soft, dark to light, broad to specific.
- When working from life use a viewfinder.
- Have your color wheel handy at all times.
- Grays are important!
- While you are working, always back up.



- Work the whole painting at the same time.
- Take breaks, put art work in front of mirror, put artwork away and look at it with fresh eye.
- If you are stuck, ask an artist friend or put it away for a month.
- Underpainting: Work on white ground. Try Derwent Inktense or hard pastels with alcohol.
- Common Mistakes: Working without a plan, changing the purpose/ plan during the process.



Some of Katie’s favorite art books:

*Keys to Drawing* by Bert Dodson  
*Pastel Pointers* by Richard Mckinley  
*Landscape Painting in Pastel* by Elizabeth Mowery  
*Raw Colour with Pastels* by Mark Leach  
*Pastels* by Margaret Dyer  
*Pure Pastel*, edited by Anne Hevener  
*Best of Pastel series*  
*A Proven Strategy for Creating Great Art* by Dan McCaw  
*Composition of Outdoor Painting* by Edgar Payne

Some of Katie’s favorite art artists:

Joaquin Sorolla  
Len Chmiel  
Russia Impressionists: Nicholal Fecin, Sergei Bongart

Final thoughts:

Look at art, take an art class, find an art buddy, paint what you love. Art is Hard Work!

April 15, 2023



The April 15 meeting was held at Library 21c. Member Linda Curell gave a presentation on common proportions to use in portrait drawing or painting.



Next Meeting:  
August 19, 2023

Our member meeting will be August 19 at 10:30 at Library 21C. Please mark your calendars now. In addition to our general business meeting, updates, etc., we will be having a mini workshop on underpaintings for pastel art. Margie Miller is leading this workshop and it will be an amazing learning opportunity. At this meeting we will be raffling off a door prize of a set of Rembrandt pastels. This is a set Lyn Farrell bought several years ago on eBay. It’s old but the pastels work just fine. There are nearly 200 pastels in this very sturdy (heavy) wooden box. Come and enter our drawing for a chance to win them!





# June Member Show at Commonwheel

## “Colorado Colors”

Pikes Peak Pastel Society was invited back to show at the Commonwheel Artist Coop in Manitou Springs for the month of June, 2023. The show was open from June 2nd through July 3rd. The Opening Reception was held on June 2nd, from 5 to 8 pm. Seventeen PPPS artists had paintings in the show and sold \$6,000 worth of art!

During the Reception, Mary Sexton did a demo painting of Red Rocks, and Lyn Farrell, Betsy Cook, Pat Geonetta, Katerina Kostin and Jo Behrens participated in a paint-around. Each artist had ten minutes to make their “mark”.



Left: Katerina Kostin making her “mark”.  
Below, “Red Rocks, a demo by Mary Sexton.



Clockwise from top left: Checking out the show; Ingrid Burnett and Katerina Kostin; Sharon Cartwright, Kris Olson and Patti Paez-Jones; Susan Morell; Former PPPS Member and Commonwheel artist Mariana Zvonkovich with Kris; Connie Cassani-beard; Pat Geonetta with Sharon; and Ingrid Burnett.



Thank you to everyone who participated, and who helped put the show together!

The Exhibition!



# Enter the PPPS 2023 National Juried Exhibition

The exhibit begins on September 2, 2023 and ends on September 30, 2023 at Library 21c.

## ELIGIBILITY

Open to all artists who paint using soft pastel. (80% of the piece entered must be soft (dry) pastel; no oil pastels.)

The size of the painting is limited to 36 inches wide by 48 inches high (including frame). No nudes, giclée prints, or digital artwork; no works created under supervision (workshop or class) are eligible.

Artwork may have neutral mats; no colored mats allowed. Artwork displayed in any previous PPPS juried exhibitions is not eligible. All work must have been created in the last two years. Artwork must be original – no work copied from published work, copyrighted images or photos taken by anyone other than the artist without permission.

Artwork must be framed and ready to hang. All work that is accepted for display must meet the following criteria. Framed art must have wire to hang. Sawtooth hangers will not be accepted. Wire must be attached to hangers on the frame. Eye screws are acceptable for small pieces with little weight. Two or four hole hangers with wire is the preferred method.

Selection is not guaranteed. The juror has the final decision and reserves the right to reject any piece. Paintings that have been juried into the show must remain until September 30, 2023. Works juried into the show and not delivered for the exhibit will prohibit the artist's entry in future PPPS sponsored exhibits for two years.

## FEES

Entry fees are \$35 for up to 3 paintings for PPPS members. Nonmembers will be charged \$50 for up to 3 paintings. Additional paintings (above the initial 3) may be submitted for \$15 per additional

painting. All entries must be for sale. Payment will be made directly by the buyer to the artist. The artist is responsible for collecting applicable taxes and for arranging for delivery to the buyer.

## ENTERING YOUR WORK

Entry for all artwork will be at OnlineJuriedShows.com. Entry form must be filled out in its entirety, including unframed dimensions (or size), framed dimensions (if not known, estimate it), medium, and price. List sizes up to the nearest half inch. Submitted images must not include matting or frame. Crop the photos to include only the artwork. Be sure your images are right side up.

For best results, make sure your image is 1920 pixels @72 dpi on the longest side. Images should be in JPEG format, sRGB color space. Help in photographing your work and properly sizing your images can be found at: [www.OnlineJuriedShows.com/help.aspx](http://www.OnlineJuriedShows.com/help.aspx). If you need help entering your images or are unable to, please email [Help@OnlineJuriedShows.com](mailto:Help@OnlineJuriedShows.com) or call 949-287-8645.

## AWARDS

Awards sponsored by Terry Ludwig, Unison, LederEasel, Pan Pastels, Diane Townsend, Blick Art Materials and UArt.

Total cash awards: \$600.

**Terry Ludwig Best of Show:** \$250 in cash and a \$250 Terry Ludwig gift certificate

**First Place:** \$200 cash

**Second Place:** \$150 cash

Up to three Honorable Mentions will receive prizes from pastel vendors and a ribbon.



Pastel paintings by  
Diane Fechenbach  
Far Left: Bear Lake Blues  
Left: Mountain Handoff  
Above: In the Potter's Studio

## CALENDAR Dates to Remember:

**Opening date for submitting work online:** Tuesday, June 20, 2023

**Closing date for submitting work:** August 1, 2023

**Notifications will be sent out:** by August 10, 2023

**Delivery of artwork:** Friday, September 1, 2023, 10:00 am to noon if hand delivered to Library 21c, 1175 Chapel Hills Dr, Colorado Springs, CO, 80920.

Please call Lyn Farrell at 713-204-9500 to arrange delivery outside of this time.

All submitted entries must be securely labeled on the back (top) with: artist's name, artwork title, price, phone, and size (including frame).

**Artists' Reception** Saturday, September 9, 2023, 10:00 – 11:30am

**Exhibition Opens:** Saturday, September 2, 2023

**Exhibition Hours:** Monday – Thursday, 9am – 8pm, Friday – Saturday, 10am – 6pm

**Exhibition closes:** Saturday, September 30, 2023

**Pick up art work:** Saturday, September 30, 10 am – Noon

## DISCLAIMER/LEGAL

*Pikes Peak Pastel Society reserves the right to use images of entries for publicity with credits to the artist. Great care is taken to protect the artwork, but please note that the artist assumes the risk of loss or damage to the artwork while the artwork is in the custody of the Pikes Peak Pastel Society. The artist is responsible for making such insurance arrangements as the artist deems appropriate.*

## JUROR

We are very excited to have Diane Fechenbach as our judge and juror for this show. Diane is a Colorado pastel and oil artist who has been interested in art since she was a child. Diane has earned many pastel awards including, Master Circle pastelist in IAPS, Signature membership in the Pastel Society of America, Master Signature member of the Pastel Society of Colorado. She has published in Pastel Journal several times, has been a guest pastelist in Gail Sibley's How to Pastel, and is the author of Art Journey—A Celebration of Contemporary Art, published by FW Media in 2017. She has won numerous First Place awards for her paintings, including in the IAPS Juried Exhibition, PSC's Mile High Show, Pastel Society of the Southwest, as well as others.

View her work at [www.lightnshadowstudio.com](http://www.lightnshadowstudio.com).



# Please Support Our Sponsors for 2023



Terry Ludwig  
terryludwig.com



PREMIUM SANDED  
PASTEL PAPER

UART  
uartpastelpaper.com



UNISON COLOUR

Unison  
unisoncolour.com



Pan Pastels  
panpastel.com

LEDEREASEL


LederEasel  
ledereasel.com



Diane Townsend  
townsendpastels.com



Dakota Pastels  
dakotapastels.com



Roll in the Hay, Pastel

## September 2023 Workshop

### Great Paintings from Crummy Photos

### A 1-Day Workshop with Diane Fechenbach

September 23, 10:30 am to 4:00 pm

Are you having trouble finding painting subjects? Fear not! They are right at your fingertips. Learn the secret of coaxing wonderful paintings from the worst photo references. Dig out your boring, crummy photos and be prepared to fold, spindle and mutilate! We will slice and dice and use everything except bailing wire to work some magic as we find beautiful paintings in hopeless photographs. Come make a mess and have fun. This is a fun, hands-on (very popular) class on how to take disappointing snapshots and make them into fabulous paintings. An overview of the principles of composition is included.

**Location**  
1175 Chapel Hills Drive, Colorado Springs, CO 80920

**Cost**  
Members: \$125.00 • Non-Members: \$175.00

Visit [pikespeakpastel.org/membership/workshops](https://pikespeakpastel.org/membership/workshops) for more information or to register.



Baked by the Sun, 8 x 10, Pastel



# March Still Life Workshop With Katie Cassidy



Above: Katie Cassidy; Betsy Cook; Katie & Lyn Farrell

Photos and article by Margie Miller

The PPPS hosted a two day workshop for Still Life in pastel. Twelve members enjoyed the event that was held at the Library 21C on March 17 and 18th. Kathy Cassidy generously stepped in to teach the workshop, when there was a last minute change in plans.

Participants were able to set up several of their own individual still life subjects. Each set up was housed in a portable collapsible box (made by members at home). Direct lighting was supplied to each of the twelve stations.(Thank you Brian Farrell!) There was a wonderful variety of subjects that members planned to paint. Katie was able to offer ample individualized attention to each member throughout both days.

Katie discussed the various aspects of a still life set up, including the importance of always working from life, thinking abstractly, color, composition and determining your viewpoint. She defined still life as “a work of art that depicts collections of objects, Artists return to this genre because you use all the fundamentals of art”.

Essential to working a successful still life is a strong foundation in drawing skills. Katie discussed comparative measurements, negative shapes, ellipses and the importance of value elements as it related to pastel painting. Exploring the use of a viewfinder was reviewed in relation to still life set ups and not just for use in plein air!

Katie conducted a very comprehensive critique session on Saturday morning, reviewing member work from the day prior. This classroom format enhanced the artists approach to working on their new still life setups on the second day. Katie emphasized that we “Consider your box like a laboratory... as the artist, you control the environment.”

Create art that  
touches your life!

— Katie Cassidy



Above: Jo Behrens,  
Jane Lippi &  
Pat Geonetta;



Left: Lyn Farrell,  
Katerina Kostin &  
Beth Gramith



Above: Margot Ardourel, Katie & Ingrid Burnett  
Right, clockwise: Betsy Cook, Jo Behrens, Connie Cassani-Beard; Pat Geonetta, Katerina Kostin, Jane Lippi, Margot Ardourel, Ingrid Burnett, & Beth Gramith

Participant feedback was enthusiastic and appreciative:

*I enjoyed Kathy’s easy teaching techniques, especially the use of the isolation of color technique through the small hole located on the viewfinder. Overall a great learning experience and fun comradery with the other attending members. I really liked learning about the the contrast feature on my phone to critique my own painting depth!*  
— Pat G

*Thinking back, my favorite is Katie’s advice: “To be bold and not to try preserve the preciousness along the way.”*  
— Katerina K

*Painting still life gives you everything an artist needs to know, including learning perspective, color choices, drawing shapes correctly and getting values correct. This workshop contained so much great information I am still digesting it all. Katie does a wonderful job both in her group teaching and her one-on-one explanations about your works in progress. I feel like I’ve taken a big jump forward just over these two day.*  
— Margie M





# Dakota Sampler Review

Photos and article by Margie Miller

**Dakota Pastels** ([www.dakotapastels.com](http://www.dakotapastels.com)) offers a great way to assess the various papers and pastels without having to make a major purchase in art supplies.

**BOARD SAMPLER** – a pack of 8 different pastel papers in 5 by 7 inch size included: UART 320 8 ply board, Pastelboard, Pastel Premiere Extra Fine White 4 ply board, UART 400 4 ply board, Velour Board, Pastelmat, and Multimedia Art Board.

**SOFTNESS RANGE SAMPLER** – a set of five pastels in a variety of softness: Blue Earth, (softest), Richeson Hand rolled, Mount Vision, Rembrandt and Creatacolor (hardest). I also tried my pan pastels and pencils.

I applied each pastel to the various papers and was able to experience the feel of working with the pastels and various paper surfaces. By having both 4 and 8 ply boards, I could also compare them to the Dakota and Pastelboard which were heavier and much stiffer.

Pastelboard, while more expensive, offers you the ability to rinse off your pastel work and reuse the surface once dry. I found it did not accept as many layers as the sanded surfaces. Dakota 8 ply Pastel Premier Board was a very comparable product but you are not able to rinse and reuse.

The UART board 4 ply offers a white edging which is a nice feature but the 8 ply board does not. So consider that when framing any finished works. UART does accept wet underpainting if desired. A variety of sanded surfaces are available (280 – 800 range). The higher the number, the smoother the surface. Currently the UART 400 seems to be popular.

Velour board is quite soft and would make detailing a challenge especially when using pan pastels! No underpainting can be done with this surface.



Multimedia Art Board is more generic and used as a substrate for those artists wishing to mount pastel paper on it. It is lightly sanded and moderately stiff. It can accept a variety of media.

Pastelmat is a favored surface by Marla Baggetta and is a less sanded surface that is excellent for detailed work. Many pastel pencil portraits use this surface. It seems to take less layering than UART.

Pastel Premiere 4 ply white extra fine was very similar to Pastelmat and offers a white boarder like UART. It accepts wet media with a medium grit surface. It can accept more layers of pastel over Pastelmat.

Pastels in a variety of softness were a fun adventure and a way to consider any future purchases. After all, one can NEVER have too many pastels!

Blue Earth – smaller size but soft and easy to handle. I favor the square pastel stick shape.

Richeson Handrolled – Wrapper difficult to remove but offered good coverage on all the surfaces. Moderate in price with smaller sets and made in China.

Mount Vision – This hefty rounded pastel has a loose wrapper for easy removal and is the same size as a full Rembrandt stick. It offered solid coverage and is a little coarser than the Richeson

Creatacolor – A hard pastel and similar to a Nupastel in size and shape. Can be used for underpainting and details.





# Member News

## Welcome to New Members

We want to extend a warm PPPS welcome to new members **Kay Bundrick** and **Deborah Priebe**.

**Pat Geonetta** won a \$50 Dakota Pastels gift card in the Winter Painting Challenge. Members were asked to paint and post at least twelve paintings, and a winner was chosen from those who met that goal.

**Nell Houser** won a Dakota gift card (for all new members) at our February meeting. **Deb Priebe** won a Meiningers gift card (for all members) at our February meeting. And **Ingrid Burnett** and **Pat Geonetta** won the raffle prizes!

**Be sure to attend our August 19th meeting for a chance to win a boxed set of Rembrandt pastels!**


## Member Shows and Events

Members **Becky Johnson**, **Betsy Cook**, **Katie Cassidy** and **Leslie Trujillo-Batts** had paintings accepted into the Pastel Society of Colorado's *Mile-High Show*.



**Mary Sexton** had paintings accepted into Red Rocks Pastel's *Member Show*. Mary also participated in the Westcliffe CO Plein Air event in June.

Member **Katie Cassidy** is a part of Blue Pony Artists and Gallery, 2501 W. Colorado Ave., in Old Colorado City. The 4 Blue Pony Artists, Tammy Meeske, Ed Penner, Gene Sanchez and Katie had studios in the Michael Garman Building and decided to open a gallery together. They closed their studios and now work, show and sell in the Gallery. The Gallery is open when any or all of artists are there working. Every month has a theme (July is *Colors of Colorado*; August is *Garden of the Gods*), and the Gallery is always open for First Fridays.



Top: **Becky Johnson**, *Glow & Wyoming Road*; Middle: **Katie Cassidy**, *Color of Nature*; **Betsy Cook**, *Night Hunter*; **Leslie Trujillo-Batts**, *Black Tie Affair*; Bottom: **Mary Sexton**, *Why Did the Cow Cross the Road?*



Below: **The Blue Pony Artists and Gallery**



Please send Member News to Mary Sexton, [marys@goodgraphicdesign.com](mailto:marys@goodgraphicdesign.com) for inclusion in the newsletter!

## PPPS Tumblers and Aprons

Show your support for PPPS.

The apron is 100% cotton fabric with an adjustable neck strap and two pockets with a large embroidered PPPS logo.

The tumbler is made from double-walled stainless steel, designed to keep beverages hot or cold for hours and includes a push-on lid with metal straw and a large PPPS logo.

The donation for the apron is \$30. The donation for the tumbler is \$35.

Contact Lyn Farrell at 713-204-9500 or email [kathlynfarrell@gmail.com](mailto:kathlynfarrell@gmail.com) to place an order.



## Member Benefits

### Hang Your Art at Coutura Design

All Members are eligible to hang art in the hallway at Coutura Design Inspirations, 6380 Corporate Centre Circle, Colorado Springs, CO 80919. The best times to hang artwork are Tuesday – Saturday, 10 am to 5 pm. For more information visit: [pikespeakpastel.org/membership](http://pikespeakpastel.org/membership).

### All Members are ELIGIBLE to have an Artist Page on Our Website!

Our goal is to have every member sharing artwork on our website. Please email up to eight images of your pastel paintings (jpgs preferred) to Mary Sexton at [info@pikespeakpastel.org](mailto:info@pikespeakpastel.org) or [marys@goodgraphicdesign.com](mailto:marys@goodgraphicdesign.com).

### Informal Painting

Our next informal painting get together will take place Wednesday, July 19 from 1–4 PM, in the CreateSpace on the second floor of Library 21c, 1175 Chapel Hills Drive, Colorado Springs, CO 80920.



### IAPS Membership

Pikes Peak Pastel Society is a member of IAPS. Some of the benefits to our Members include:

- Attend the Biennial Convention at a discounted rate. Next convention will be in 2024.
- Participation at the Biennial Convention with workshops, exhibitions, demonstrations, etc.
- Individual members of member societies are eligible to submit artwork for the jury in all IAPS Exhibitions including – online, gallery, museum, and convention shows.
- Individual members of member societies may list IAPS membership on their resumes.

Visit the IAPS web site:  
<https://www.iapspastel.org/>

View the most recent IAPS newsletter here: [www.iapspastel.org/currentnews.php](http://www.iapspastel.org/currentnews.php)

View the 2022 IAPS Exhibition here:  
[www.iapspastel.org/exiaps\\_current.php](http://www.iapspastel.org/exiaps_current.php)



# Plein Air Painting with Pastels

## A list of suggested materials to bring:

- An easel set up: could be a French easel, a Heilman box with a tripod, or other box with tripod
- A small set of pastels – this can be a collection created by a manufacturer or a selection of pastels you put together yourself
- Your choice of paper/board to work on
- A backing board that you tape your paper/board to
- Glassine cut to the size of the paper to cover the pastel for safe transport
- Tape to secure the paper/board to backing board and to attach the glassine sheet to the pastel
- Small sketchbook
- Sketch pen or markers – one 60% black and the other 100% black – for thumbnail sketches
- Viewfinder
- Wet Ones® or something similar
- Paper towels
- Alcohol in a small container and a brush for underpainting\*
- Apron
- Cap or hat
- Camera or phone
- Drinking water
- Sunscreen
- Energy bar or other snacks\*
- Bug spray depending on the situation
- Plastic bag – useful for sitting on when travelling, and/or collecting trash
- Best Brella or other painting umbrella\*
- A backback or bag to carry everything; something on wheels is very handy!
- A folding stool\*

Photos and article by Mary Sexton



Top: Member Lisa Faherty Vance with her plein air setup with a rolling bag that includes a foldout chair!

Bottom: my set-up with a Heilman box and their plein air easel and box holder on a tripod, plus a rolling bag to hold everything.

This list of materials is adapted from Gail Sibley's list, found on her website, *HowToPastel.com*. Every artist has a slightly different list, depending on how they work and personal preferences. It takes some trial and error to find a set-up that will work best for you. One thing to note: you do not need to bring every pastel stick that you own! A selection of pastels that has a range of colors in a few values will work. Specialty colors for the location being painted can always be added. A lightweight, compact set-up is best, especially if you are going to need to walk a distance from your car.

\* Optional items; may or may not be needed

# The 2023 Plein Air Convention (PACE) in Denver



Painter Lori Putnam



Painter Camille Prezwodek



Painter Terri Ford




Eric Rhodes giving away fabulous prizes!



Painter Jim Wodark



Painter Gail Sibley



A little music



Paint outs and scenery!





# 2023 Calendar of Events

## JULY

**Informal painting afternoon:** July 19 from 1–4 PM, in the CreateSpace on the second floor of Library 21c, 1175 Chapel Hills Drive, Colorado Springs.

## AUGUST

**Informal painting afternoons:** August 10 & August 30 from 1–4 PM, in the CreateSpace on the second floor of Library 21c.

## SEPTEMBER

### 2023 National Juried Show

Entries accepted on *OnlineJuriedShows.com* until August 1  
Intake day is on September 1  
Showing Library 21C. September 1–30.  
Artist Reception, September 9, 10:30–12

**Diane Fechenbach Workshop**, September 23, 9–4 at Library 21c.

## OCTOBER

**Informal painting afternoon:** October 4 from 1–4 PM, in the CreateSpace on the second floor of Library 21c.

**Member Meeting** Tentative Date October 28.

## NOVEMBER

TBD

## DECEMBER

**PPPS Annual Holiday Lunch**, date TBD

Check the PPPS web site for updates!

# A Few Useful FREE YouTube Pastel Videos

## Organizing Pastels

<https://www.youtube.com/watch?v=J-irUOSMwtc>  
<https://www.youtube.com/watch?v=Ngrf3oCOdgU>  
<https://www.youtube.com/watch?v=5ytNrP6l1i4>

## Choosing Pastels

<https://www.youtube.com/watch?v=W8534hUurG0>  
[https://www.youtube.com/watch?v=3DYXi\\_m36Go](https://www.youtube.com/watch?v=3DYXi_m36Go)

## Traveling with Pastels

[https://www.youtube.com/watch?v=\\_UKxfhSO8Tw](https://www.youtube.com/watch?v=_UKxfhSO8Tw)

## Storing Pastel Paintings

<https://www.youtube.com/watch?v=X2FoIrOmo7s>

## Painting Trees in Pastel

<https://www.youtube.com/watch?v=KVcs0S5lkpg>  
[https://www.youtube.com/watch?v=-e\\_WCRmv\\_gU](https://www.youtube.com/watch?v=-e_WCRmv_gU)  
<https://www.youtube.com/watch?v=RJ6y9UeUG4I>

## Portrait Painting in Pastel

<https://www.youtube.com/watch?v=FmlxHMhz38M>  
<https://youtu.be/NRPg2Et-ghM>

## Landscape Painting in Pastel

<https://www.youtube.com/watch?v=aOl01DcsSkU>

## Framing Pastels

<https://www.youtube.com/watch?v=YsGx1U4E4vc>

# PPPS DVD Library

Several DVDs are available in the PPPS DVD library for members to borrow for a month. Please email your request to: Joanne Behrens at [jobehrens44@gmail.com](mailto:jobehrens44@gmail.com).

*Drawing with Pastel & Charcoal Tips and Techniques*  
by Craig Nelson (2005)

*Drawing Gesture in Charcoal & Pastel*  
by Craig Nelson (2006)

*Landscape in Pastel Reflections in Monet's Garden*  
by Urania Christy Tarbet (2006)

*Vivid Color Landscapes*  
by M. Catherine Hurley (2009)

*The Solution*  
IAPS Demo by Richard McKinley (2011)

*Painting Skin Tones in Pastel*  
by Alain Picard (2013)


*Alla Prima Pastel Painting*  
by Richard McKinley (2015)

*Figure Painting Techniques in Acrylic*  
by Craig Nelson (2015)

*Pastel Painting Techniques Indoor Scenes with People*  
by Christine Ivers (2016)

*Pastel Painting Bold and Direct*  
by Desmond O'Hagan (2016)

Should any member wish to donate painting/fine art DVDs to the PPPS library please email Joanne Behrens ([jobehrens44@gmail.com](mailto:jobehrens44@gmail.com)).



*Plein Air Painting Workshop in Pastel*  
WINDING RIVER  
by Aaron Schuerr (2017)

*Urban Pastel Painting*  
by Nancie King Mertz (2020)

*Mastering Pastels*  
by Albert Handell (2020)


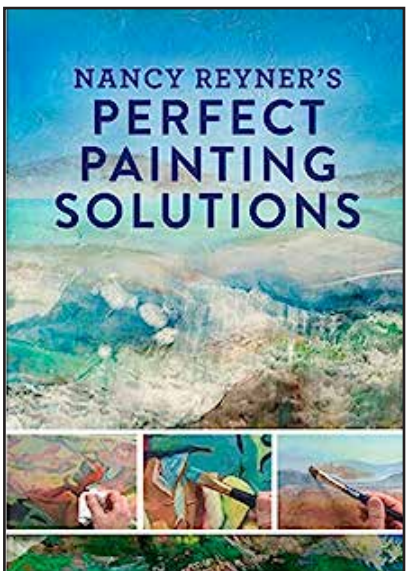
*Pastel Painting Secrets*  
by William A. Schneider (2020)

*Expressive Pastel Painting*  
by Karen Margulis (2022)

*Perfect Color Mixing*  
by Nancy Reyner

*Creative Color*  
by Nancy Reyner

*Perfect Painting Solutions*  
by Nancy Reyner





# FREE Pastel Online Resources

- Marla Baggetta**  
[youtube.com/channel/UC9ad6jaguLLBrB46\\_coqyIg](https://www.youtube.com/channel/UC9ad6jaguLLBrB46_coqyIg)  
[marlabaggetta.com](https://www.marlabaggetta.com)  
[paintinglessonswithmarla.com](https://www.paintinglessonswithmarla.com)
- Emma Colbert**  
[https://www.youtube.com/channel/UCG-cKqjqKzkysc-L\\_Q8b8Og](https://www.youtube.com/channel/UCG-cKqjqKzkysc-L_Q8b8Og)  
[emmacolbertart.com](https://www.emmacolbertart.com)
- Jackson's Art**  
[https://www.youtube.com/channel/UC\\_oSNIw9kNkdsLixb1\\_tZsw](https://www.youtube.com/channel/UC_oSNIw9kNkdsLixb1_tZsw)
- Dakota Pastel**  
Several pastel videos on youtube  
[dakotapastels.com](https://www.dakotapastels.com)
- Pan Pastel Colors**  
[youtube.com/channel/UCzdPkoGU9UZ348xw53k1WHA](https://www.youtube.com/channel/UCzdPkoGU9UZ348xw53k1WHA)
- Xrissart**  
[youtube.com/channel/UCUGB-U1gh1CCsBa6PiQvONg](https://www.youtube.com/channel/UCUGB-U1gh1CCsBa6PiQvONg)
- JVArt Resources**  
<https://www.youtube.com/c/JVArtresources>
- Love Life Drawing**  
[youtube.com/channel/UCA9o111IH1VD8Kxz0YLn8\\_A](https://www.youtube.com/channel/UCA9o111IH1VD8Kxz0YLn8_A)
- Unmask Art**  
[youtube.com/channel/UCC200efazooi-bz2TQ1\\_Nuw](https://www.youtube.com/channel/UCC200efazooi-bz2TQ1_Nuw)
- Pastel Today Newsletter**  
[pasteltoday.com/](https://www.pasteltoday.com/)
- Monet Café**  
[www.susanjenkinsfineart.com/](https://www.susanjenkinsfineart.com/)  
[www.youtube.com/@monetcafe'withartistsusankenkins](https://www.youtube.com/@monetcafe'withartistsusankenkins)
- Alain J Picard**  
[youtube.com/channel/UCWyF5CvAv8c0oP4M5gWBaFA](https://www.youtube.com/channel/UCWyF5CvAv8c0oP4M5gWBaFA)  
[picardstudio.com](https://www.picardstudio.com)
- Liz Haywood-Sullivan**  
<https://www.lizhaywoodsullivan.com>
- Karen Margulis**  
<https://www.youtube.com/channel/UCvA1fsVyX78RcZuC-aFyw4g>  
[karenmargulis.com](https://www.karenmargulis.com)
- Gail Sibley**  
<https://www.youtube.com/channel/UCcvkVvNg68NM7VdUVIF-6eg>  
[gailsibley.com](https://www.gailsibley.com)  
[howtopastel.com](https://www.howtopastel.com)
- Aaron Schuerr**  
Many pastel videos on youtube  
[aaronschuerr.com](https://www.aaronschuerr.com)
- 25 free ebooks on painting in various mediums, including pastels:**  
[www.infobooks.org/free-painting-books-pdf](https://www.infobooks.org/free-painting-books-pdf)
- Master Pastel Artists**  
<https://www.youtube.com/@masterpastelartists7206/videos>
- Pastel Techniques, Tutorials, and Resources**  
[artshow.com/resources/pastels](https://www.artshow.com/resources/pastels)

# Upcoming Shows & Competitions

- Dakota Pastels Contest**  
*Third Quarter*  
Opens: July 8  
Closes: September 14  
*Fourth Quarter*  
Opens: October 10  
Closes: December 14  
*Year-End Final*  
Prizes Awarded January 15, 2023  
Locale: Worldwide  
[www.dakotapastels.com/products/2021-Pastel-Competition](https://www.dakotapastels.com/products/2021-Pastel-Competition)
- Pastel Society Alaska**  
*Summertime!*  
Deadline: 7/31/2023  
[showsubmit.com](https://www.showsubmit.com)
- Pastel Society of Maine**  
*Pastels Only*  
23rd Annual Open Juried Exhibition  
Deadline: 7/31/2023  
[showsubmit.com](https://www.showsubmit.com)
- Pikes Peak Pastel Society**  
2023 National Exhibition  
Deadline: 8/1/2023  
[onlinejuriedshows.com](https://www.onlinejuriedshows.com)
- Red Rock Pastel Society of Nevada**  
*Orange*  
2023 International Exhibition  
Deadline: 8/3/2023  
[showsubmit.com](https://www.showsubmit.com)
- Modern Impressionist Magazine**  
*Feature in Modern Impressionist Magazine Gallery*  
Deadline: 8/10/2023  
[onlinejuriedshows.com](https://www.onlinejuriedshows.com)
- Pastel Society of North Carolina**  
*Pure Color 7th International Online Exhibition*  
Deadline: 8/15/2023  
[showsubmit.com](https://www.showsubmit.com)
- Southwest Florida Pastel Society**  
*National Juried Online Show*  
Deadline: 8/31/2023  
[showsubmit.com](https://www.showsubmit.com)
- Connecticut Pastel Society**  
*Renaissance in Pastel*  
Deadline: 7/28/2023  
[showsubmit.com](https://www.showsubmit.com)
- Appalachian Pastel Society**  
*Breaking Boundaries: Excellence in Pastel*  
Deadline: 9/1/2023  
[showsubmit.com](https://www.showsubmit.com)
- International Association Of Pastel Societies**  
*43rd Open Division 2023 Juried Fall Webshow*  
Deadline: 9/6/2023  
[showsubmit.com](https://www.showsubmit.com)
- Arkansas Pastel Society**  
*Reflections in Pastel, 10th National Exhibition*  
Deadline: 9/8/2023  
[onlinejuriedshows.com](https://www.onlinejuriedshows.com)
- Pastel Society Of New Hampshire**  
*It's Pastel!*  
Deadline: 9/11/2023  
[showsubmit.com](https://www.showsubmit.com)
- Pastel Society of Colorado**  
*2023 Small Works Show, Little Gems - Jewelry for Your Walls*  
Deadline: 9/12/2023  
<https://form.jotform.com/231625864008153>
- Iowa Pastel Society**  
*Glorious Pastels! '23*  
Deadline: 9/15/2023  
[onlinejuriedshows.com](https://www.onlinejuriedshows.com)
- Other sites to check:**  
[artshow.com/juriedshows/index.html](https://www.artshow.com/juriedshows/index.html)  
[www.callforentries.com/category/art/competitions-and-contests/](https://www.callforentries.com/category/art/competitions-and-contests/)

Please let us know of any other FREE pastel or art online resources and we will add them to the list!



# Our 2022 Holiday Lunch



The PPPS Holiday Lunch was held at Edelweiss Restaurant on Friday, December 9 at 11:00 am. Art-related gifts were exchanges, and everyone enjoyed the Holiday cheer! Plan to come to the 2023 holiday lunch, date TBD.

## Board of Directors

**Lyn Farrell**, *President*  
(719) 493-2862

**Betsy Cook**, *Treasurer*  
(719 )291-4332

**Pat Geonetta**, *Membership*  
(719) 338-5548

**Beth Gramith**, *Secretary*  
(719) 337-6200

**Katerina Kostin**, *Exhibitions*  
(713) 204-9500

**Margaret M. Miller**, *Education*  
(719) 576-1927

**Mary Sexton**, *Communications*  
(914) 217-7900

**Special Thanks to Ingrid Burnett**  
for managing our mail.

## Please Volunteer!

We need help with finding exhibit space, hanging shows, reporting for the newsletter, suggestions for programs and workshops, awards, kudos, showing opportunities, etc.

Please send stories, events, reviews and other information to the email address below for inclusion in the next edition.

[marys@goodgraphicdesign.com](mailto:marys@goodgraphicdesign.com)

Any pastel artist interested in doing a live or ZOOM demo for the group please contact Margie Miller at [m4miller@comcast.net](mailto:m4miller@comcast.net). There is a small stipend involved for the hour demo. Some ideas include a studio tour, a demo of a small work, discussing pastels in plein air etc. Do consider this opportunity to add to your artistic vitae.

**Pikes Peak Pastel Society** P.O. Box 2443, Colorado Springs, CO 80901-2443



# Dakota Pastels Hardness Chart

**SOFT**

**MEDIUM**

**HARD**

1 **SCHMINCKE**  
Origin: Germany Colors: 400 Size: 1/2"x 2 1/2"  
Velvety soft • Intensely pigmented • Very consistent  
Great finishing pastel

2 **GREAT AMERICAN**  
Origin: USA Colors: 546 Size: 1/2"x 2 1/4"  
Square shape • Buttery soft • Extensive color selection  
Great range of tints

3 **BLUE EARTH**  
Origin: USA Colors: 336 Size: 1/2"x 1 3/16"  
Organized by hue, value, & intensity • 12 color range sets  
High density pigments

4 **SENNELIER**  
Origin: France Colors: 525 Size: 7/16"x 2 1/2"  
Exceptional darks • Bright and intense colors  
Great half stick sets

5 **UNISON**  
Origin: England Colors: 374 Size: 1/2"x 2"  
Unique and dynamic selection of colors  
Color range sets • Good neutrals & earth tones

6 **ART SPECTRUM EXTRA SOFT**  
Origin: Australia Colors: 180 Size: 1 3/4"x 1/2"x 5/8"  
Square shape • Good for broad strokes • Creamy texture

7 **RICHESON HANDROLLED**  
Origin: China Colors: 504 Size: 9/16"x 3/8"  
Rich colors • Compact size • Rich darks to lightest tints

8 **TERRY LUDWIG**  
Origin: USA Colors: 750 Size: 1/2"x 1 1/2"  
Square shape • Creamy smooth • Super darks

9 **DIANE TOWNSEND SOFT**  
Origin: USA Colors: 412 Size: 3/4"x 1 3/4"  
Densely pigmented • Great clarity • Simple value steps

10 **DIANE TOWNSEND TERRAGES**  
Origin: USA Colors: 192 Size: 1/2"x 1"x 1 3/4"  
Bold chunky shape • Very expressive • Pumice in pastel  
Clear color

12 **BLOCKX**  
Origin: Belgium Colors: 204 Size: 1/2"x 2 5/8"  
Soft and velvety, yet retains a slight hardness.

13 **GIRAULT**  
Origin: France Colors: 300 Size: 3/8"x 2 1/2"  
Unique, slightly firmer consistency  
Very smooth and dense

14 **MOUNT VISION**  
Origin: USA Colors: 434 Size: 1/2"x 2 3/4"  
Large stick • Consistent color and softness  
Great value

15 **REMBRANDT**  
Origin: Holland Colors: 218 Size: 1/2"x 2 3/4"  
Popular medium soft line • Great for under painting  
Half stick sets

16 **ART SPECTRUM**  
Origin: Australia Colors: 154 Size: 1/2"x 2 3/4"  
Unique "down under" colors • Rich darks

17 **HOLBEIN**  
Origin: Japan Colors: 144 Size: 5/16"x 2"  
Square stick for edge and detail work  
Consistent color

18 **NUPASTEL**  
Origin: USA Colors: 96 Size: 1/4"x 3 1/2"  
Square hard stick • Under-painting and detail work

19 **CARAN D'ACHE CUBES**  
Origin: Switzerland Colors: 84 Size: 1/4"x 3 1/4"  
Square hard stick • Subtle color range with  
matching pastel pencil line

20 **FABER-CASTELL POLYCHROMOS**  
Origin: Germany Colors: 60 Size: 1/4"x 3 1/4"  
Square hard stick • Broad and brilliant color range  
Good darks

21 **CRETACOLOR**  
Origin: Austria Colors: 72 Size: 1/4"x 2 3/4"  
Square hard stick • Nice color range • Good value

**DAKOTA PASTELS**

your pastel specialist!

pastel sets & individual colors • paper & boards • boxes & easels • books & videos  
primers & grounds • fixatives & sundries • knowledge & incredible customer service!

**www.dakotapastels.com**  
888.345.0067

# ALAIN PICARD'S *Pastel Palette*



## VOCABULARY OF TERMS:

- Primary Colors:** Red, yellow, and blue. Cannot be made by mixing other colors.
- Secondary Colors:** Orange, green, and violet—each made by mixing two primaries.
- Tertiary Colors:** The six tertiary colors are made by mixing one primary with an adjacent secondary color. Eg. (primary) red + (secondary) orange= red-orange.
- Warm Colors:** Reds, oranges and yellows. Warm colors advance toward the viewer.
- Cool Colors:** Greens, blues and violets. Cool colors recede from the viewer.
- Hue:** The name of a color - red, orange, yellow, green, blue, purple.
- Chroma** (Intensity): The purity of a color which determines its varying level of saturation from bright to dull.
- Value:** The relative lightness or darkness of a color. Refer to a gray scale to compare values between the extremes of white and black. Typical value scales use 9 steps of value in addition to white.
- Tint:** A color plus white.      **Tone:** A color plus gray.
- Shade:** A color plus black.      **Neutral gray:** A balanced combination of white and black.

Visit [picardstudio.com](http://picardstudio.com) for more pastel info and classes!





*Ducks in a Bunch* by Sue Tormoen

**Pikes Peak Pastel Society** P.O. Box 2443, Colorado Springs, CO 80901-2443 [pikespeakpastel.org](http://pikespeakpastel.org)