



# the paper

NOVEMBER 2022

## Message from the President

Hello PPPS!

It has already been a full year of painting, meeting, workshops and exhibiting. We have had two workshops (Cliff Austin in February and Becky Johnson in August). Many thanks to Margie Miller our Education Chair for arranging these.

We exhibited our annual Members Show at Commonwheel Gallery in Manitou Springs in June. And we had our National exhibit at Library 21c in October. This exhibit was juried by Tim Deibler. With gratitude to our Exhibits Chair Lyn Farrell for making these exhibits happen. And to others who have been helping, like Jane and Joel Lippie.



Many of us agreed that our August 27 workshop taught by our own member Becky Johnson was one of the best in recent experience. Her approach included using a variety of demos and photographs which gave each of us an opportunity to excel in painting a landscape that appealed to us. The goal was to LEARN techniques,

not to complete a finished piece that everyone was attempting to copy.

In March we began informal painting afternoons twice a month at Library 21c in the CreateSpace. This wonderful room allows us to paint, chat and give each other advice as requested. The room has a beautiful view of Pikes Peak and tables that allow us to be as messy as needed. Many thanks to the staff and designers of Library 21c.



PPPS members enjoying an afternoon of painting together in Library 21c's "CreateSpace".

In our September 17th meeting, we heard about pastel lightfastness and PPPS signature status. On November 12 we will have annual reports from Board officers, bylaws changes (as needed), and the election of Directors for 2023. We will conclude the year with our Annual Holiday Lunch on Friday, December 9 at Edelweiss Restaurant.

Three of the Board members are retiring: Margot Ardourel, treasurer; Connie Cassani-Beard, Secretary and me, Ingrid Burnett, President. We have each served more than 3 years and are ready to turn over the responsibilities to someone else. Many, many thanks to all who make PPPS such a great organization and to all those who are stepping up to take our places.

*Happy Painting!*  
Ingrid Burnett

# Member Spotlight:

## George Hart

George Hart has been a PPPS member since 2007. He always has a smile, positive attitude and a kind word for everyone. George describes himself as a “people person.”

He has been facing adversity with his health problems of needing a heart valve and stints, as well as his wife’s breast cancer battle.

George started life on a small farm in Illinois, with living conditions only a little better than Abe Lincoln’s “log cabin” days! His first art supplies were a Number 2 pencil and an occasional piece of scrap paper.

Hearing and speech impairment in childhood caused problems in grade school for George. He was labeled unteachable, and was relegated to a desk in the furnace room by himself. The labels continued in high school, until his parents had him tested. George went on to become Valedictorian of his class, and he became a teacher of middle and high school sciences. George also taught college classes. He was a counselor as well.

George has been active in the community, working with at-risk kids through the Colorado Outward Bound Program, focusing on environmental experiences and hiking.

After being discouraged by art teachers in high school, George did not pursue art until later in life. His first experience was a week-long program, but the instructors were very discouraging. However, the kindness of the other students got him through the week, and George continued to pursue art.

Since he is a lover of the outdoors, George mostly paints landscapes in all mediums, most recently in watercolor. He has taken many workshops and classes and has pursued his art dream no matter what obstacles have been in his path.

George paints with and from his HEART and he encourages everyone to do the same. He suggests we



PPPS Member George Hart

hone our skills and never give up; don’t be afraid to make mistakes; and try new ideas. All this will help us make good paintings.

George is a real cheerleader for us all!



George had two paintings accepted into the PPPS National Show this year. Top right: Rocky Mountain Beauty Bottom Left: Mountain Majesty

# February Workshop with Cliff Austin

PPPS held a one-day in-person pastel workshop at Library 21c with Cliff Austin, a Denver-based pastel and oil painter On February 25.

Cliff Austin is a member of the Pastel Society of Colorado, American Impressionist Society, Plein Air Artists Colorado, and Oil Painters of America.

Cliff is a graduate of Denver Institute of Technology and the Rocky Mountain School of Art. He lives and has his studio in Aurora Colorado. He has been painting and illustrating since 1980 when he graduated from RMSA. His work can be seen at Mary Williams Fine Arts in Boulder, CO.

The core of Cliff's art is the relationship of light on shape using line and tone and color as it wraps and flows around the landscape and cityscape. He has won many awards in Pastel and Oil in national shows around Colorado.




Workshop attendees included Ingrid Burnett, Margie Miller, Connie Cassani-Beard, Jane Lippie, Joanne Behrens, Mary Sexton, Beth Gramith, Lyn Farrell, and \_\_\_\_\_

# June Show at Commonwheel



Once again, we had a wonderful Members show at Commonwheel Artists Co-op in Manitou Springs. And we have been invited back for next year!



Clockwise from top left: Margot Ardourel, Jo Behrens, Fila Park, Pat Geonetta, Kris Olson, Sue Tormoen, Margie Miller, Lyn Farrell, Mary Sexton, Joel and Jane Lippie.

Thank you to everyone who participated, and who helped put the show together!

# President Ingrid Burnett hosted a brunch for PPPS members



PPPS President Ingrid Burnett and her husband Steve graciously hosted an informal potluck brunch at their home on Highland Way for PPPS members on August 20, 2022. Many members and spouses, including our newest members, came to the event. Everyone enjoyed the opportunity to get together socially, as well as the delicious food and lovely surroundings. A great time was held by all!



Clockwise from top left:  
Steve and Ingrid Burnett;  
George Hart, Steve, and Patrick  
Kochanasz; Jo Behrens, George,  
George's wife Linda, and Margot  
Ardourel.

At the table facing us: Margie  
Miller, Connie Cassani-Beard,  
Geraldyn Hess-Underwood and  
Betsy Cook. With their backs to  
us: Margot, Jo, and Sue Tormoen.



## PPPS Member Becky Johnson's August Workshop

Thanks to PPPS members who participated in my recent workshop. Presenting the August workshop at Library 21C sponsored by Pikes Peak Pastel Society was a great experience.

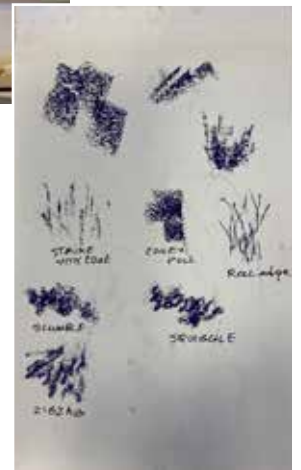
My focus for the day was to offer some demos and suggestions that might facilitate later landscape paintings for participants. I chose to work on specific landscape elements rather than trying to complete a finished painting. The teaching format was effective in allowing everyone to explore the demonstrated techniques based on the distributed photos. Reference photos included foliage, rocks and water found in the western landscape of the US.

Artists were asked to bring whatever they had in the way of pastel materials and personal setups, plus a variety of pastel papers. This helped to minimize supply expenses and added to the variety of landscape paintings developed. I emailed everyone photos prior to the workshop so they would have the same reference material that I was using for the demos.

I did four demonstrations throughout the day and then periodically roamed the room to see participants' applications as well as make a few suggestions. It was fun to share some hints and ideas that I've acquired in my years as a pastel landscape painter.

It was wonderful to see participants' ability to adapt application ideas that I made during the demos, but more than that, I was just so impressed and gratified by everyone's enthusiasm.

Thanks again for the opportunity to spend a special day with PPPS members!



Clockwise from top left: Ingrid introducing Becky, various types of mark-making, rocks demo, fall foliage demo, creek demo, and green foliage demo.

Below, the colors Becky pre-selected to use for her demos.



Workshop participants included: Margot Ardourel, Ingrid Burnett, Betsy Cook, Gayle Ewing, Lyn Farrell, George Hart, Beth Gramith, Geralyn Hess-Underwood, Margie Miller, and Mary Sexton.

## Member News

### Welcome to New Members

We want to extend a warm PPPS welcome to new members **Katie Cassidy** and **Gayle Ewing**. Both artists relocated here to the Springs recently. Katie moved from Maryland, and Gayle moved from New Mexico.



Above: "Julie's Sunset" by Gayle Ewing

Left: "Pasture at Dawn", by Katie Cassidy

## Member Shows and Events

**Sue Tormoen** has studio space at the Cottonwood Center for the Arts. **Pat Geonetta** and Kris Olson had a show at Cottonwood in September.

**Mary Sexton** participated (using pastels) in "Victor Celebrates the Arts", a plein air event. She also participated in the Florence, CO plein air event, "Paint the Town", where she won a Patron Award. And Mary was juried into the Pastel Society of America as an Associate Member in October.

## Congratulations to our new Signature Members!

Margot Ardourel, Connie Cassani-Beard, Lyn Farrell, Patrick Kochanasz, Joel Lippie, and Margie Miller have all achieved PPPS Signature Membership.

For information about becoming a PPPS Signature Member, visit our website at [pikespeakpastel.org/membership](http://pikespeakpastel.org/membership).



## PPPS Tumblers and Aprons

Show your support for PPPS.

The apron is 100% cotton fabric with an adjustable neck strap and two pockets with a large embroidered PPPS logo.

The tumbler is made from double-walled stainless steel, designed to keep beverages hot or cold for hours and includes a push-on lid with metal straw and a large PPPS logo.

The donation for the apron is \$30. The donation for the tumbler is \$35.

Contact Lyn Farrell at 713-204-9500 or email [kathlynfarrell@gmail.com](mailto:kathlynfarrell@gmail.com) to place an order.

Please send Member News to Mary Sexton, [marys@goodgraphicdesign.com](mailto:marys@goodgraphicdesign.com) for inclusion in the newsletter!

## Member News

### In Memoriam: Howard Dutzi



Howard Dutzi was one of the original members and past president of the Pikes Peak Pastel Society. He was a retired structural engineer, and a prolific painter. He created so many beautiful paintings and sketchbooks from his travels.

Howard taught workshops in pastels and inspired so many, including member Sharon Cartwright.

His memorial service was Monday, June 20.



## Member Benefits

### Hang Your Art at Coutura Design

All Members are eligible to hang art in the hallway at Coutura Design Inspirations, 6380 Corporate Centre Circle, Colorado Springs, CO 80919. The best times to hang artwork are Tuesday – Saturday, 10 am to 5 pm. For more information visit: [pikespeakpastel.org/membership](http://pikespeakpastel.org/membership).

### All Members are ELIGIBLE to have an Artist Page on Our Website!

Our goal is to have every member sharing artwork on our website. Please email up to eight images of your pastel paintings (jpgs preferred) to Mary Sexton at [info@pikespeakpastel.org](mailto:info@pikespeakpastel.org) or [marys@goodgraphicdesign.com](mailto:marys@goodgraphicdesign.com).

### Informal Painting

Our next informal painting get together will take place Wednesday, November 30 from 1–4 PM, in the CreateSpace on the second floor of Library 21c, 1175 Chapel Hills Drive, Colorado Springs, CO 80920.



### IAPS Membership

Pikes Peak Pastel Society is a member of IAPS. Some of the benefits to our Members include:

- Attend the Biennial Convention at a discounted rate. Next convention will be in 2022.
- Participation at the Biennial Convention with workshops, exhibitions, demonstrations, etc.
- Individual members of member societies are eligible to submit artwork for the jury in all IAPS Exhibitions including – online, gallery, museum, and convention shows.
- Individual members of member societies may list IAPS membership on their resumes.

Visit the IAPS web site:

<https://www.iapspastel.org/>

View the most recent IAPS newsletter here: [www.iapspastel.org/currentnews.php](http://www.iapspastel.org/currentnews.php)

View the 2022 IAPS Exhibition here: [www.iapspastel.org/exiaps\\_current.php](http://www.iapspastel.org/exiaps_current.php)

# Way to Go Becky!

PPPS member Becky Johnson received an email in October from Richard McKinley, President of IAPS, letting her know that with her recent acceptance into the IAPS show, She has achieved Master Circle status.

Becky now has the PSA (Pastel Society of America), the PSWC (Pastel Society of the West Coast), the PPPS signatures and the IAPS/Master Circle. All of these were achieved in the last three or so years after she began entering shows with these goals in mind.

In order to achieve the IAPS/MC status, artists must accrue five points, earning one point for each acceptance into an IAPS show, and one point for each award at an IAPS show. Becky has had five paintings accepted into IAPS shows.

Usually IAPS has two shows a year, one brick-and-mortar such as the convention show or another venue on off years, and one online show a year.

Becky began entering in 2017 and had *Spring Break* accepted that year. In ensuing years, she missed entering at least a couple of times but she entered and didn't have an accepted painting at least three times *Spring Break*, *As Far as the Eye Can See* and *New Mexico Evening* were all in brick-and-mortar events. When the event is held in a physical location, artists are asked to write a short description of the work or the artists' technique, etc.

Becky didn't start entering major juried shows like PSA or IAPS until late 2015. Since she's completely self-taught, she has always wondered how her work would stack up against pastelists who had formal educations and/or had taken or given workshops across the US and outside the country. Becky can happily say that it is possible to gain society signatures and recognition like the Master Circle by doing your own best work. She encourages any artist to pursue these sorts of awards if it's something they want to do.

IAPS is the International Association of Pastel Societies. Members of local/state/regional pastel societies that are part of IAPS also 'belong' to IAPS with no additional fees. All current members of PPPS are able to enter IAPS competitions. If your work is accepted, you'll be asked to send verification of membership.

## Becky's accepted paintings:

- 2017, *Spring Break*, 7 x 14.
- 2019, *As Far as The Eye Can See*, 6.25 x 11
- 2020, *Cloudburst*, 10 x 9
- 2022, *New Mexico Evening*, 5.5 x 9
- 2022, *Morning Silence*, 8 x 12.5



Clockwise from lower left:  
"As Far as the Eye Can See", "Spring Break",  
"Cloudburst", "New Mexico Evening", and  
"Morning Silence"



# PPPS National Juried Exhibition

**31 beautiful pieces from 15 pastel painters were on display at Library 21c for the month of October.**

The Opening Reception was held on the morning of October 8th, with delicious pastries and coffee. Awards were presented by Lynn Farrell with comments from our juror Tim Deibler:

## **Best in Show**

*Autumn Reflection*

Becky Johnson

I love the mood created in this piece. The subtle tones with just a pop of red makes for the perfect feel of autumn. The superb details in the trees contrast nicely with the simplicity of the reflections. I especially like that more of the trees are reflected than actually seen.



## **1st Place**

*Snow Day*

Katie Cassidy

The first thing that caught my eye was the contrast of the geometric shape of the vehicle and the organic shape of the tree branches. Also the orange color of the vehicle complements the blue of the snow and makes the painting feel even colder. The diagonal of the branch and the way the detail in the trees diminish as they recede into the distance enhance the cold atmosphere and create a perfect composition.



## **2nd Place**

*Backyard*

Connie Cassani Beard

The energetic application of color and the dramatic use of values make this piece a real attention getter. I especially like the cool tones of the house in the shadow surrounded by the sunlit areas of yellow and green.



### Honorable Mention

*Garden of the Gods with Shadows II*  
Susan Tormoen

The playful interpretation of shapes and linear strokes makes this a delightful piece. The complementary orange and blue tones make for a strong visual color harmony offset very nicely with the various tones of green.



### Honorable Mention

*Beckoning*  
Betsy Cook

The bold colors and the eye-to-eye connection along with the darker background shapes make this a dynamic composition. I particularly like the cropping and the various textures created by the use of broken color in the background in contrast with the more solid rendering of the deer.



### Honorable Mention


*Lavender Fields*  
Margaret Miller for

The contrast of the bright sun and dark shadows help set the mood. The captivating use of angles and the visual play of yellow and purple make this a super dynamic piece.



## About Our Juror, Tim Deibler

We were very excited to have Tim Deibler as our judge and juror for this show. Tim has had a life-long passion for art. From his earliest childhood he tried to visually depict the world around him with crayons and paint. A graduate of the Art Institute of Colorado and the Oklahoma School of Photography, he has worked in the commercial art field as well as in the photography and video industry. Tim has received both national and regional awards and has been published in several books and magazines. With the success of his book *Capturing the Seasons in Oils*, he has become a popular teacher and workshop instructor. His work is available at [www.timdeibler.com](http://www.timdeibler.com), [www.ohbejoyfulgallery.com](http://www.ohbejoyfulgallery.com), [www.wildhorsegallery.com](http://www.wildhorsegallery.com) and at [www.framedimage.net](http://www.framedimage.net).



# PPPS National Juried Exhibition

## The Reception and Awards Ceremony



# PPPS DVD Library

Several DVDs are available in the PPPS DVD library for members to borrow for a month.

Please email your request to: Joanne Behrens at [jobehrens44@gmail.com](mailto:jobehrens44@gmail.com).

*Drawing with Pastel & Charcoal  
Tips and Techniques*  
by Craig Nelson (2005)

*Drawing Gesture in Charcoal & Pastel*  
by Craig Nelson (2006)


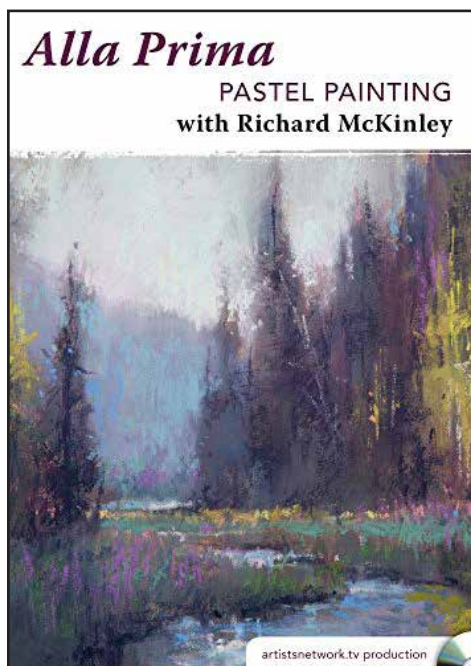
*Landscape in Pastel Reflections  
in Monet's Garden*  
by Urania Christy Tarbet (2006)

*Vivid Color Landscapes*  
by M. Catherine Hurley (2009)

*The Solution*  
IAPS Demo by Richard McKinley (2011)

*Painting Skin Tones in Pastel*  
by Alain Picard (2013)

*Alla Prima Pastel Painting*  
by Richard McKinley (2015)



*Figure Painting Techniques in Acrylic*  
by Craig Nelson (2015)

*Pastel Painting Techniques  
Indoor Scenes with People*  
by Christine Ivers (2016)

*Pastel Painting Bold and Direct*  
by Desmond O'Hagan (2016)

*Plein Air Painting Workshop in Pastel  
WINDING RIVER*  
by Aaron Schuerr (2017)

*Urban Pastel Painting*  
by Nancie King Mertz (2020)

*Mastering Pastels*  
by Albert Handell (2020)

*Pastel Painting Secrets*  
by William A. Schneider (2020)

*Expressive Pastel Painting*  
by Karen Margulis (2022)

Should any member wish to donate painting/fine art DVDs to the PPPS library please email Joanne Behrens ([jobehrens44@gmail.com](mailto:jobehrens44@gmail.com)).



## 2023 Workshop

### Still Life Painting in the Chiaroscuro Style: A 2-Day Workshop with Tracy Wilson

March 2023, Days TBD, at Library 21c

You are invited to join this fun and informative workshop where painting still life in chiaroscuro (light and shadow) will be explored. In this structured workshop you will learn a dependable procedure for creating, evaluating, and painting a still life through instructor demonstration and discussion. Topics covered include: lighting and setting up, composing, identifying problem areas before painting, and thinking in terms of light and shadow shapes. Students are given the opportunity to paint several small study paintings with continued emphasis on basic painting fundamentals.



*Dates and pricing will be announced  
once all the details have been finalized,  
so stay tuned!*

Colorado artist Tracy Wilson creates primarily in oil and soft pastel. Though she is best known for her dramatic still life paintings, Wilson also enjoys landscape and figurative paintings. "No matter what I am painting, I am always inspired by one thing and that is beauty. It is my wish that when people view my paintings they see and feel beauty and are in some way uplifted."

Tracy is an Associate Member of Oil Painters of America and is a Signature Member of the Pastel Society of Colorado. Her paintings have been exhibited locally, nationally, and internationally. She has received numerous awards for her work and has been featured in *Fine Art Connoisseur* magazine.

Tracy is represented by Mary Williams Fine Art in Boulder, Colorado. Her work can also be viewed at [www.TracyWilsonArt.com](http://www.TracyWilsonArt.com).

# FREE Pastel Online Resources

## **Marla Baggetta**

[youtube.com/channel/UC9ad6jaguLLBrB46\\_coqyIg](https://www.youtube.com/channel/UC9ad6jaguLLBrB46_coqyIg)  
[marlabaggetta.com](http://marlabaggetta.com)  
[paintinglessonswithmarla.com](http://paintinglessonswithmarla.com)

## **Alain J Picard**

[youtube.com/channel/UCWyF5CvAv8c0oP4M5gWBaFA](https://www.youtube.com/channel/UCWyF5CvAv8c0oP4M5gWBaFA)  
[picardstudio.com](http://picardstudio.com)

## **Susan Kuznitsky**

[youtube.com/c/SusanKuznitsky](https://www.youtube.com/c/SusanKuznitsky)  
[susankuznitsky.com](http://susankuznitsky.com)

## **Susan Jenkins**

[www.youtube.com/channel/UCqNhhFYP5f1G4IBhdZOGZ3g](https://www.youtube.com/channel/UCqNhhFYP5f1G4IBhdZOGZ3g)  
[susanjenkinsfineart.com](http://susanjenkinsfineart.com)

## **Tony Allain Fine Art**

Many videos on youtube  
[tonyallainfineart.com](http://tonyallainfineart.com)

## **Bethany Fields**

[www.youtube.com/channel/UCgBFh1UdOgSmTW\\_yVozJotQ](https://www.youtube.com/channel/UCgBFh1UdOgSmTW_yVozJotQ)  
[bethanyfields.com](http://bethanyfields.com)

## **Pastel Techniques, Tutorials, and Resources**

[artshow.com/resources/pastels](http://artshow.com/resources/pastels)

## **Emma Colbert**

[https://www.youtube.com/channel/UCG-cKqjqKzkysc-L\\_Q8b8Og](https://www.youtube.com/channel/UCG-cKqjqKzkysc-L_Q8b8Og)  
[emmacolbertart.com](http://emmacolbertart.com)

## **Liz Haywood-Sullivan**

<https://www.lizhaywoodsullivan.com>

## **Karen Margulis**

<https://www.youtube.com/channel/UCvA1fsVyX78RcZuC-aFyw4g>  
[karenmargulis.com](http://karenmargulis.com)

## **Gail Sibley**

<https://www.youtube.com/channel/UCcvkVvNg68NM7VdUVlF-6eg>  
[gailsibley.com](http://gailsibley.com)  
[howtopastel.com](http://howtopastel.com)

## **Aaron Schuerr**

Many pastel videos on youtube  
[aaronsschuerr.com](http://aaronsschuerr.com)

## **25 free ebooks on painting in various mediums, including pastels:**

[www.infobooks.org/free-painting-books-pdf](http://www.infobooks.org/free-painting-books-pdf)

## **Jackson's Art**

[https://www.youtube.com/channel/UC\\_oSNIw9kNkdsLixb1\\_tZsw](https://www.youtube.com/channel/UC_oSNIw9kNkdsLixb1_tZsw)

## **Dakota Pastel**

Several pastel videos on youtube  
[dakotapastels.com](http://dakotapastels.com)

## **Pan Pastel Colors**

[youtube.com/channel/UCzdPkoGU9UZ348xw53k1WHA](https://www.youtube.com/channel/UCzdPkoGU9UZ348xw53k1WHA)

## **Xrissart**

[youtube.com/channel/UCUGB-U1gh1CCsBa6PiQvONg](https://www.youtube.com/channel/UCUGB-U1gh1CCsBa6PiQvONg)

## **JVArt Resources**

<https://www.youtube.com/c/JVArtresources>

## **Love Life Drawing**

[youtube.com/channel/UCA9o111IH1VD8Kxz0YLn8\\_A](https://www.youtube.com/channel/UCA9o111IH1VD8Kxz0YLn8_A)

## **Unmask Art**

[youtube.com/channel/UCC200efazooi-bz2TQ1\\_Nuw](https://www.youtube.com/channel/UCC200efazooi-bz2TQ1_Nuw)

## **Pastel Today Newsletter**

[pasteltoday.com/](http://pasteltoday.com/)

## **Monet Café**

[www.susanjenkinsfineart.com/](http://www.susanjenkinsfineart.com/)  
[www.youtube.com/monetcafe'withartistsusanjenkins](https://www.youtube.com/monetcafe'withartistsusanjenkins)

**Please let us know of any other FREE pastel or art online resources and we will add them to the list!**

# Upcoming Shows & Competitions

## **Dakota Pastels Contest**

*First Quarter*

Closes March 15, 2022

*Second Quarter*

Opens: April 11

Closes: June 15

*Third Quarter*

Opens: July 8

Closes: Sept 14

*Fourth Quarter*

Opens: October 10

Closes: December 14

*Year-End Final*

Prizes Awarded January 15, 2023

Locale: Worldwide

[www.dakotapastels.com/  
products/2021-Pastel-Competition](http://www.dakotapastels.com/products/2021-Pastel-Competition)

## **PleinAir Salon**

Monthly

12th Annual PleinAir Salon

Entry Deadline: Last day of  
each month

Locale: Worldwide

<https://pleinairsalon.com/>

## **The Bristol Art Museum Miniature Monumental**

Entry Deadline: 12/4/2022

Locale: National

[www.onlinejuriedshows.com](http://www.onlinejuriedshows.com)

## **Left Coast Pastel Painters Society: Pastels in Paradise 2023**

Entry Opening: 11/15/2022

Entry Deadline: 1/31/2023,

Locale: International

[www.onlinejuriedshows.com](http://www.onlinejuriedshows.com)

## **Pastel Society of Colorado**

**19th Annual Mile High**

**International Pastel Exhibition**

Entry Opening: 11/22/2022

Entry Deadline: 3/15/2023,

Locale: Worldwide

[www.onlinejuriedshows.com](http://www.onlinejuriedshows.com)

## **Other sites to check:**

[artshow.com/juriedshows/index.  
html](http://artshow.com/juriedshows/index.html)

[www.callforentries.com/category/  
art/competitions-and-contests/](http://www.callforentries.com/category/art/competitions-and-contests/)

# A Few Useful FREE YouTube Pastel Videos

## **Organizing Pastels**

<https://www.youtube.com/watch?v=J-irUOSMwtc>

<https://www.youtube.com/watch?v=Ngrf3oCOdgU>

<https://www.youtube.com/watch?v=5ytNrP6l1i4>

## **Choosing Pastels**

<https://www.youtube.com/watch?v=W8534hUurG0>

[https://www.youtube.com/watch?v=3DYXi\\_m36Go](https://www.youtube.com/watch?v=3DYXi_m36Go)

## **Traveling with Pastels**

[https://www.youtube.com/watch?v=\\_UKxfhSO8Tw](https://www.youtube.com/watch?v=_UKxfhSO8Tw)

## **Storing Pastel Paintings**

<https://www.youtube.com/watch?v=X2FoIrOmo7s>

## **Painting Trees in Pastel**

<https://www.youtube.com/watch?v=KVcs0S5lkpg>

[https://www.youtube.com/watch?v=-e\\_WCRmv\\_gU](https://www.youtube.com/watch?v=-e_WCRmv_gU)

<https://www.youtube.com/watch?v=RJ6y9UeUG4I>

## **Portrait Painting in Pastel**

<https://www.youtube.com/watch?v=FmlxHMhz38M>

<https://youtu.be/NRPg2Et-ghM>

## **Landscape Painting in Pastel**

<https://www.youtube.com/watch?v=aOl01DcsSkU>

## **Framing Pastels**

<https://www.youtube.com/watch?v=YsGx1U4E4vc>

# Dakota Pastels Hardness Chart



**SOFT**



**MEDIUM**



**HARD**

- 1 **SCHMINCKE**  
Origin: Germany Colors: 400 Size: 1/2"x 2 1/2"  
Velvety soft • Intensely pigmented • Very consistent  
Great finishing pastel
- 2 **GREAT AMERICAN**  
Origin: USA Colors: 546 Size: 1/2"x 2 1/4"  
Square shape • Buttery soft • Extensive color selection  
Great range of tints
- 3 **BLUE EARTH**  
Origin: USA Colors: 336 Size: 1/2"x 1 3/16"  
Organized by hue, value, & intensity • 12 color range sets  
High density pigments
- 4 **SENNELIER**  
Origin: France Colors: 525 Size: 7/16"x 2 1/2"  
Exceptional darks • Bright and intense colors  
Great half stick sets
- 5 **UNISON**  
Origin: England Colors: 374 Size: 1/2"x 2"  
Unique and dynamic selection of colors  
Color range sets • Good neutrals & earth tones
- 6 **ART SPECTRUM EXTRA SOFT**  
Origin: Australia Colors: 180 Size: 1 3/4"x 1/2"x 5/8"  
Square shape • Good for broad strokes • Creamy texture
- 7 **RICHESON HANDROLLED**  
Origin: China Colors: 504 Size: 9/16"x 3/8"  
Rich colors • Compact size • Rich darks to lightest tints
- 8 **TERRY LUDWIG**  
Origin: USA Colors: 750 Size: 1/2"x 1 1/2"  
Square shape • Creamy smooth • Super darks
- 9 **DIANE TOWNSEND SOFT**  
Origin: USA Colors: 412 Size: 3/4"x 1 3/4"  
Densely pigmented • Great clarity • Simple value steps
- 10 **DIANE TOWNSEND TERRAGES**  
Origin: USA Colors: 192 Size: 1/2"x 1"x 1 3/4"  
Bold chunky shape • Very expressive • Pumice in pastel  
Clear color
- 12 **BLOCKX**  
Origin: Belgium Colors: 204 Size: 1/2"x 2 5/8"  
Soft and velvety, yet retains a slight hardness.
- 13 **GIRAULT**  
Origin: France Colors: 300 Size: 3/8"x 2 1/2"  
Unique, slightly firmer consistency  
Very smooth and dense
- 14 **MOUNT VISION**  
Origin: USA Colors: 434 Size: 1/2"x 2 3/4"  
Large stick • Consistent color and softness  
Great value
- 15 **REMBRANDT**  
Origin: Holland Colors: 218 Size: 1/2"x 2 3/4"  
Popular medium soft line • Great for under painting  
Half stick sets
- 16 **ART SPECTRUM**  
Origin: Australia Colors: 154 Size: 1/2"x 2 3/4"  
Unique 'down under' colors • Rich darks
- 17 **HOLBEIN**  
Origin: Japan Colors: 144 Size: 5/16"x 2"  
Square stick for edge and detail work  
Consistent color
- 18 **NUPASTEL**  
Origin: USA Colors: 96 Size: 1/4"x 3 1/2"  
Square hard stick • Under-painting and detail work
- 19 **CARAN D'ACHE CUBES**  
Origin: Switzerland Colors: 84 Size: 1/4"x 3 1/4"  
Square hard stick • Subtle color range with  
matching pastel pencil line
- 20 **FABER-CASTELL POLYCHROMOS**  
Origin: Germany Colors: 60 Size: 1/4"x 3 1/4"  
Square hard stick • Broad and brilliant color range  
Good darks
- 21 **CRETACOLOR**  
Origin: Austria Colors: 72 Size: 1/4"x 2 3/4"  
Square hard stick • Nice color range • Good value





**DAKOTA PASTELS**

your pastel specialist!

pastel sets & individual colors • paper & boards • boxes & easels • books & videos  
primers & grounds • fixatives & sundries • knowledge & incredible customer service!

**www.dakotapastels.com**  
888.345.0067

# ALAIN PICARD'S

## *Pastel Palette*



## VOCABULARY OF TERMS:

**Primary Colors:** Red, yellow, and blue. Cannot be made by mixing other colors.

**Secondary Colors:** Orange, green, and violet—each made by mixing two primaries.

**Tertiary Colors:** The six tertiary colors are made by mixing one primary with an adjacent secondary color. Eg. (primary) red + (secondary) orange= red-orange.

**Warm Colors:** Reds, oranges and yellows. Warm colors advance toward the viewer.

**Cool Colors:** Greens, blues and violets. Cool colors recede from the viewer.

**Hue:** The name of a color - red, orange, yellow, green, blue, purple.

**Chroma** (Intensity): The purity of a color which determines its varying level of saturation from bright to dull.

**Value:** The relative lightness or darkness of a color. Refer to a gray scale to compare values between the extremes of white and black. Typical value scales use 9 steps of value in addition to white.

**Tint:** A color plus white.

**Tone:** A color plus gray.

**Shade:** A color plus black.

**Neutral gray:** A balanced combination of white and black.

Visit [picardstudio.com](http://picardstudio.com) for more pastel info and classes!

# Color Fastness in Pastels


Lyn Farrell presented a report on pastel lightfastness at the PPPS September meeting.

You can read the full article here:

[www.howtopastel.com/2022/08/lightfastness-in-pastels-d8330-a-new-standard/](http://www.howtopastel.com/2022/08/lightfastness-in-pastels-d8330-a-new-standard/)

There is a video on pastel lightfastness from IAPS:

[www.youtube.com/watch?v=fsxF2nMxwkQ](https://www.youtube.com/watch?v=fsxF2nMxwkQ)



## 2022 Calendar of Events

### NOVEMBER

Informal painting afternoon: Wednesday, November 30 from 1–4 PM, in the CreateSpace on the second floor of Library 21c, 1175 Chapel Hills Drive, Colorado Springs, CO 80920

### DECEMBER

PPPS ANNUAL HOLIDAY LUNCH

Friday, December 10 at 11:00 am at Edelweiss Restaurant, 34 E. Ramona Ave., Colorado Springs, CO 80906.

Check the PPPS web site for the 2023 Calendar!



"Angel's Robe", by Dan Rich, part of the PPPS 2023 Annual National Show.



## Holiday Lunch! Jingle & Mingle with your fellow PPPS members.

Join us for the PPPS Holiday Lunch at Edelweiss Restaurant on Friday, December 9 at 11:00 am. Edelweiss is located at 34 E. Ramona Ave., Colorado Springs, CO 80906. Visit <https://edelweissrest.com/location/> for directions.

Please RSVP Margie Miller at [m4miller@comcast.net](mailto:m4miller@comcast.net).  
by December 1.



**Bring a wrapped, unframed, 5x7 pastel painting or a small art-related gift and participate in a gift-swap!**



# A Few Additional Paintings from the National Show



Clockwise from lower left:  
"Bridge in Covered Bridge Park" by Jo Behrens, "Guacamole" by Lyn Farrell,  
"Rocky Mountain Vista" by Ingrid Burnett,  
and "Better Rebloom" by Pat Geonetta.

Vist [pikespeakpastel.org](http://pikespeakpastel.org) to see all the accepted entries.

## Board of Directors

**Ingrid Burnett**, *President*  
(719) 493-2862

**Margot Ardourel**, *Treasurer*  
(719) 291-4332

**Pat Geonetta**, *Membership*  
(719) 338-5548

**Connie Cassani-Beard**, *Secretary*  
(719) 337-6200

**Lyn Farrell**, *Exhibitions*  
(713) 204-9500

**Margaret M. Miller**, *Education*  
(719) 576-1927

**Mary Sexton**, *Communications*  
(914) 217-7900

**Special Thanks to Susan Tormeon**  
for managing our mail.

## Please Volunteer!

We need help with finding exhibit space, hanging shows, reporting for the newsletter, suggestions for programs and workshops, awards, kudos, showing opportunities, etc.

Please send stories, events, reviews and other information to the email address below for inclusion in the next edition.

[marys@goodgraphicdesign.com](mailto:marys@goodgraphicdesign.com)

Any pastel artist interested in doing a live or ZOOM demo for the group please contact Margie Miller at [m4miller@comcast.net](mailto:m4miller@comcast.net). There is a small stipend involved for the hour demo.

Some ideas include a studio tour, a demo of a small work, discussing pastels in plein air etc.

Do consider this opportunity to add to your artistic vitae.

**Pikes Peak Pastel Society** P.O. Box 2443, Colorado Springs, CO 80901-2443