



the paper

JULY 2021

Message from the President

Hello PPPS Members!

Is it just me, or is anyone else feeling the summer doldrums and not getting back into the swing of things? I have three unfinished paintings just waiting on me.

On the other hand, we had a great member meeting at Library 21c on June 19, **in person!!!** We had a program on making your own prints and cards followed by an art swap and sale.

Commonwheel Artists Gallery in Manitou was thrilled with the sales from our show in June. As were those of us who made sales. We had nineteen members and three founding members participate.

Looking ahead, we are planning a trip to Terry Ludwig Pastels in Littleton. We will carpool from Library 21c (upper level) at 10 am Friday, July 30. The library is at 1175 Chapel Hills Dr., Colorado Springs, CO 80920. Terry offers a 20% discount for in-person purchases. Please contact Margie Miller at m4miller@comcast.net or 719-331-1806 to reserve your place!

Plein air painting opportunities are available to all on Thursdays at 9 am. Find the schedule on the Plein Air Painters of Colorado (PAAC) website and click on the link for Colorado Springs: www.pleinairartistscolorado.com/Colorado-Springs. You may see Margie, Mary or me there!

Our next show will be September at Academy Art and Frame. It's a regional juried show. You'll be able to enter by submitting images of your work via onlinejuriedshows.com. Details are forthcoming. The opening is the third Friday, September 17. We are looking for volunteers who might like to do a demo

painting in the parking lot. There will also be other artists with booths there.

Remember that one of the PPPS benefits is to hang your art at Coutura Design Inspirations, an interior design store near Furniture Row off Corporate Drive. Kris Olson recently sold a painting there. Contact Pat Geonetta for more information.

Our next meeting is September 11 at Bonnie Anthony's home in Black Forest. She will be giving a demonstration.

It was fun to see Betsy Cook at the Colorado Farm and Art Market at the Margarita at Pine Creek back lot on Saturday, July 10th. She and her spouse were promoting note cards "Memories in the Making" from the Alzheimer's Association.

Ingrid Burnett, PPPS President



L to R: Margot Ardourel (PPPS Treasurer), Connie Cassani-Beard (PPPS Secretary), Deborah Mohler, Betsy Cook, Susan Morello and Liz Lueth.

Our 2021 Members Show

June 4 – June 28, 2021

We invited Pikes Peak Pastel Society members to show their artwork in our Pastel Exhibition: “Spring into Summer.” We also invited founding members to participate! The Commonwheel Artist Co-Op in Manitou Springs, CO hosted the exhibit.

We had over 40 paintings from 19 members and two founding members, and we sold \$3,000 worth of art! We have been invited back to Commonwheel for a show June, 2022.

The opening on Friday, June 4 was very well-attended. It was a beautiful evening with lots of folks out and about. A huge “Thank You” to Lyn Farrell,

Exhibition Chair, for arranging the show. Lyn went above and beyond to make sure we had delicious food, pastel demonstrators, wine, and even a sidewalk sign. Her efforts made the opening, and the show, a huge success.

Thank you to all our members who participated, stopped by and volunteered!



UPPER LEFT:
Ad that appeared in the Peak Radar online newsletter, featuring “Brook Trout” by Betsy Cook.

UPPER RIGHT:
“California Mission” by Connie Cassani-Beard

LOWER LEFT:
“Red Headed Duck by Leslie Tujillo-Batts”

June 4 Members Show Opening Reception



LEFT TO RIGHT:
Lyn Farrell, Exhibitions; Margot Ardourel, Treasurer and Sue Tormoen

RIGHT:
Margot Ardourel

FAR RIGHT:
Ingrid Burnett, President



LEFT TO RIGHT:
Kris Olson;
Sue Tormoen
and Founding
Member Judy
Steinger



LEFT TO RIGHT:
Lyn Farrell; Jo Wehe and Margot Ardourel

June 4 Members Show Opening Reception



LEFT TO RIGHT:
A beautifully hung show; Ingrid with one of her paintings and Dan Rich with Ingrid



Betsy Cook and Kris Olson with our sidewalk sign



CLOCKWISE FROM TOP LEFT:
Demo Artists for the Reception
Mary Sexton, Communications
and Margie Miller, Education

PPPS Presents: RENEWAL in LIGHT and SHADOW A National Exhibit

September 1 – 30, 2021

*We invite all pastel artists to submit their artwork to our Annual Juried Show.
Academy Art and Framing will host the exhibit.*

Dates to Remember:

Opening date for submitting work online:

July 30, 2021

Closing date for submitting work:

August 24, 2021

Notification of acceptance:

August 27, 2021

Delivery of accepted artwork:

August 30, 2021. Deliver to Academy Art & Frame Company, 7560 N Academy Blvd, Colorado Springs, CO 80920, 10am to 6pm.

Artists' Opening Reception:

September 17, 2021, 3 to 7pm

Exhibition Opens: September 1, 2021

Exhibition Hours: Daily 10 – 6

Exhibition closes: October 30, 2021

Pick up art work:

October 30, 2021, 10am to 6pm.

Academy Art & Frame will take 30% of sales, artists will receive 70%.

Entering Your Images:

Enter your artwork by uploading the images using the form at onlinejuriedshows.com.

Photography Tip for Entering Online Shows

Photograph your pastels before signing them or framing them. Take the largest, sharpest photo you can, and then size to show specifications.

Juror: Jeannette Stutzman

Jeannette Stutzman is an oil and pastel landscape artist with an expressive style, focusing on dramatic compositions and effects of light.

“My passion is to create. My journey as a painter is to use the energy I feel and transfer it through my painting medium. My view of the landscape in fleeting and peripheral glimpses is translated in broad patches of color and streaming light, scribbles of reflections, twigs and grasses and winking wildflowers. I’m in a constantly evolving process of learning to see more and differently and of the tactile joys of drawing and painting.”

Jeannette is represented by Mary Williams Fine Arts, Boulder CO. You can see more of her work at: jeannetestutzman.com.



ABOVE:
“Save the Bees”, 11x14 pastel



RIGHT:
“Nature’s Lace”, 18x12 pastel

Resources for Printing Paintings and Notecards

by Ingrid Burnett

RESOURCES

CANON Printer MG7720 or any printer that can handle cardstock (this one uses 6 cartridges).

Cardstock should be around 110 lb. weight. 67 lb. is too light. (Staples, Office Max, etc.).

Envelopes – Invitation size 4 3/8" x 5 3/4". (Staples, Office Max, etc.).

Plastic sleeves – *Clearbags.com* 4 5/8" x 5 3/4" (B54PC) for notecards (\$7.11/100); 11 7/16" x 14 1/4" (B11PC) for prints (\$18.28/100) (or call Clearbags at 800-233-2630).



Golden State Art Acid Free, Pack of 25 11x14 White Picture Mats with White Core Bevel Cut for 8x10 Photo + Backing + Bags. Price: \$34.49, *Amazon.com*

If you order elsewhere, make sure the gummed tape is on the body not the flap.

PRINTS

Print out the prints on 8 1/2" x 11" cardstock (print sized to 8" x 10"). Use 11" x 14" mats from art or craft store or online, mounting print to back with artists tape, add a backing board (acid-free foam core 11" x 14" OR heavy-weight board (see Golden State pkg offer in Resources), slide into sleeve.

CARDS

Print out the cards two to a page on 8 1/2" x 11" cardstock.

Use column feature in WORD. Portrait image: two columns with margins at 1/2" and 1" between columns, landscape image: two columns with margins at 3/4" on sides and 1 1/2" between columns.

Cut with paper cutter (mine is Fiskars like one used with scrapbooking), insert into sleeve with envelope. For multiple cards in a pack: order plastic box (FB6) from *Clearbags.com*.



BUSINESS CARDS

Buy business card stock at office supply stores or online with two columns, perforated. Avery offers many types of pre-perforated papers for different uses, and they offer free templates online to help set up documents to print correctly.

Book Review

“The Artist’s Garden” by Jackie Bennett

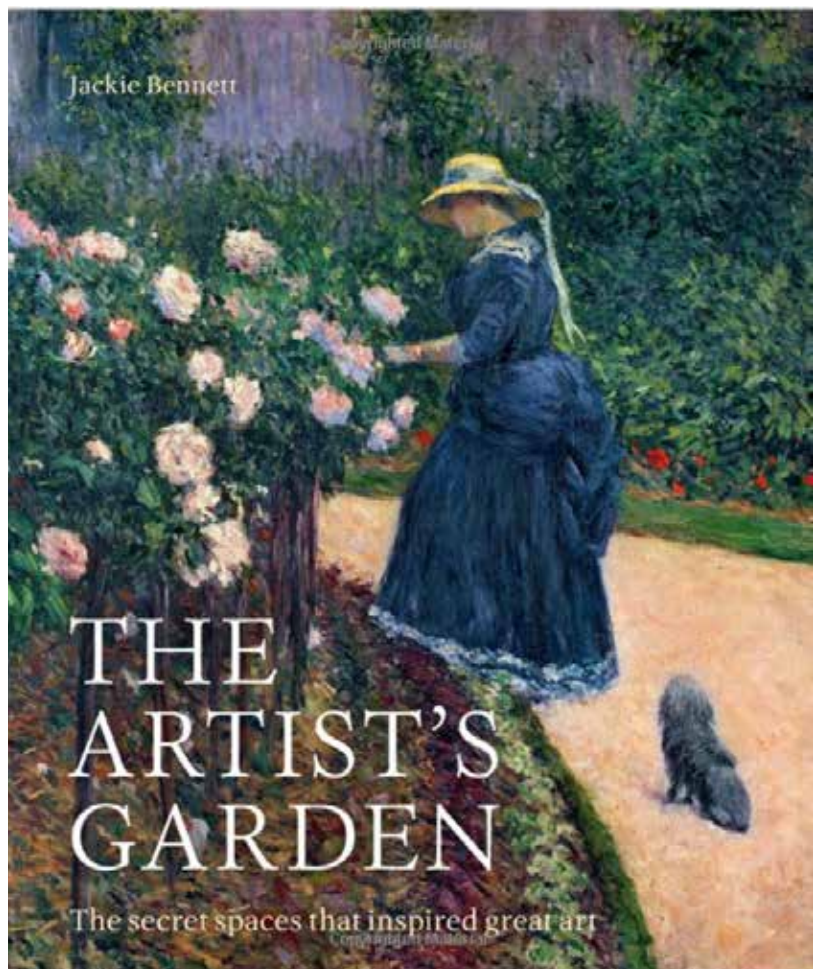
(2019) 224 pages Amazon \$38.37 (new) 4.5 stars

Reviewed by Margie Miller

Based on a recommendation from Brittany Fields during our PPPS March ZOOM demo, I purchased a used copy online and was not disappointed! This “coffee table” sized volume is beautifully illustrated with twenty gardens, but not directed to pastel paintings. That being said, this book can be enjoyed by artists, gardeners and history buffs alike.

Divided into two major sections, the first part of the book explores the artist at work/home and includes Da Vinci, Rubens, Cezanne, Renoir, Liebermann, Sorolla, Le Sidaner, Nolde, Kahlo and Dali. It was wonderful to see such gardens as it related to the inspired paintings created! Historical photos were seen throughout each presentation that added to the richness of the historical component.

The second section of the book I found very informative as it delved into garden inspiration as it related to seven different world wide artist communities. Plein air movement development was discussed, along with the planning of such gardens in specific timeframes. The communities presented include Monet & friends, the Skagen painters, Kirkcudbright artists, William Morris and his circle, New England Impressionists, German Expressionists and the Charleston Artists. The excellent listing of additional selected readings (p 218), is available for the reader to delve deeper into any of the gardens highlighted. I would highly recommend this as a gift for yourself, family and friends!



Karen Margulis Workshop Review

by Pat Geonetta

Online Workshops – are they worth the time and \$\$?
Will I learn enough to apply info to my style with no
over the shoulder guidance? Etc., Etc., Etc.

I was pleasantly surprised how well Karen Margulis presented 3 full hours of demonstration plus a critique session of submitted class artwork. I found it helpful she pre-sent “tools” or reminders of class material: a yellow button for light source, a small doll to take thru the painting, and laminated charts of bullet points to attach to the easel. She paints in a loose style which she clearly describes in a relatable manner.

Glad I checked the “yes” box on this online course!



Participant Quotes

I was surprised at how much application I learned through a virtual course. Kudos to Karen!

—Betsy Cook

We had a dozen participants attend this info-packed workshop!

—Margie Miller

Just completed a week workshop online with Karen Margulis... I'm happy, very happy.

—Jo Wehe



Workshop paintings by Pat Geonetta

PPPS DVD Library

Several DVDs are available in the PPPS DVD library for members to borrow for a month. Please email your request to:

Margie Miller at m4miller@comcast.net.

Misty Morning

IAPS Demo by Elizabeth Mowry (2011)

Painting Skin Tones in Pastel

by Alain Picard (2013)

Alla Prima Pastel Painting

by Richard McKinley (2015)

Vivid Color Landscapes

by M. Catherine Hurley (2009)

The Solution

IAPS Demo by Richard McKinley (2011)

Magnificent Tree

by Albert Handell (2011)

NEW DVDS FOR 2021:

Urban Pastel Painting



by Nancie King Mertz (2020)

Mastering Pastels

by Albert Handell (2020)

Pastel Painting Secrets

by William A. Schneider (2020)



A DVD REVIEW

Nancie King Mertz

URBAN PASTEL PAINTING

Reviewed by Margie Miller

This DVD produced by Liliedahl productions is a wonderful addition to our PPPS library! Nancie is an accomplished pastelist and oil painter who enjoys painting with pastels in plein air due to their immediacy and brilliance of color. She especially favors urban scenes from around the world. This DVD offers a DEMO of a composition in one point perspective that discussed her materials and compositional considerations unique to urban subjects. There is a 40 minute interview and display of her gallery works that follows.

Nancie uses denatured alcohol for her underpainting at two different points in the development of her pastels along with UART on archival rag board as her painting surface. Using two of her personal pastel sets that she developed with Richardson & Co, Nancie shares tips on how travel with pastels and her light weight pastel tray she built of COREPLAST when traveling to Cuba to Plein Air. To achieve her fine lines in urban works, she utilizes the full length of her hard pastels. Multiple and varied pastel markings are demonstrated. I would recommend visiting her website to supplement your viewing of this video for additional information, as the website is well done and easily navigated.

Member News

Congratulation to Member **Leslie Trujillo-Batts** for an Honorable Mention in the *Pastel Journal* 23rd Annual Pastel 100 Show! Her painting, *Equal Opportunity*, won in the Still Life & Floral category.

Leslie and Member **Becky Johnson** were awarded prizes in the annual Mile-High Show, Pastel Society of Colorado, juried by Alain Picard. View the show here: pscshows.com/mile-high-international-show.



Best of Show/Sally Davidson-Marovich Award

Priviledged

by Leslie Trujillo-Batts

“This expertly crafted still life carries a strong and imaginative concept through to the very last touch of pastel. Filled with dazzling reflections, shimmering surface effects, and a strikingly cohesive design. The artist has brought the story of the golden pear to fruition with the most exacting attention to detail. The closer you approach to view this painting, the more you will be rewarded.”

— Juror and Awards Judge: Alain J. Picard

Terry Ludwig Pastels Award of Excellence

Gunnison River Evening

by Becky Johnson

“In this harmonious painting of the sun setting over a snowy river, the glowing light of dusk illuminates a strong and simple arrangement of shapes, casting glimmering light upon the water between the snow covered ice. This lavender harmony is intoxicating, providing the viewer with an enchanting mood.”

— Juror and Awards Judge: Alain J. Picard



Member **Mary Sexton** had “Sunning” accepted into the Red Rocks Pastel Society’s 2021 Member Show.

Member News

Welcome to New Members

We want to extend a warm PPPS welcome to new members **Betsy Cook, Elizabeth Leuth, Deborah Mohler, Michelle Spencer and Mary Jo Druke!**

A pastel painting by new member,
Deborah Mohler.



Member Benefits

Hang Your Art at Coutura Design

All Members are eligible to hang art in the hallway at Coutura Design Inspirations, 6380 Corporate Centre Circle, Colorado Springs, CO 80919. The best times to hang artwork are Tuesday – Saturday, 10 am to 5 pm. For more information visit: pikespeakpastel.org/membership.

All Members are **ELIGIBLE** to have an Artist Page on Our Website!

Our goal is to have every member sharing artwork on our website. Please email up to eight images of your pastel paintings (jpgs preferred) to Mary Sexton at info@pikespeakpastel.org or marys@goodgraphicdesign.com.

IAPS Membership

Pikes Peak Pastel Society is a member of IAPS. Some of the benefits to our Members include:

- Attend the Biennial Convention at a discounted rate. Next convention will be in 2022.
- Participation at the Biennial Convention with workshops, exhibitions, demonstrations, etc.
- Individual members of member societies are eligible to submit artwork for the jury in all IAPS Exhibitions including – online, gallery, museum, and convention shows.
- Individual members of member societies may list IAPS membership on their resumes.

View the IAPS 38th Open Division Juried Exhibition”
https://www.iapspastel.org/iapshow_display.php.

View the most recent IAPS newsletter here: www.iapspastel.org/currentnews.php

Please send Member News to Mary Sexton, marys@goodgraphicdesign.com for inclusion in the newsletter!

FREE Pastel Online Resources

Marla Baggetta

[youtube.com/channel/UC9ad6jaguLLBrB46_coqyIg](https://www.youtube.com/channel/UC9ad6jaguLLBrB46_coqyIg)
marlabaggetta.com
paintinglessonswithmarla.com

Alain J Picard

[youtube.com/channel/UCWyF5CvAv8c0oP4M5gWBaFA](https://www.youtube.com/channel/UCWyF5CvAv8c0oP4M5gWBaFA)
picardstudio.com

Susan Kuznitsky

[youtube.com/c/SusanKuznitsky](https://www.youtube.com/c/SusanKuznitsky)
susankuznitsky.com

Susan Jenkins

www.youtube.com/channel/UCqNhhFYP5f1G4IBhdZOGZ3g
susanjenkinsfineart.com

Tony Allain Fine Art

Many videos on youtube
tonyallainfineart.com

Bethany Fields

www.youtube.com/channel/UCgBFh1UdOgSmTW_yVozJotQ
bethanyfields.com

Emma Colbert

https://www.youtube.com/channel/UCG-cKqjqKzkysc-L_Q8b8Og
emmacolbertart.com

Karen Margulis

<https://www.youtube.com/channel/UCvA1fsVyX78RcZuC-aFyw4g>
karenmargulis.com

Gail Sibley

<https://www.youtube.com/channel/UCcvkVvNg68NM7VdUVlF-6eg>
gailsibley.com
howtopastel.com

Aaron Schuerr

Many pastel videos on youtube
aaronshuerr.com

Jackson's Art

https://www.youtube.com/channel/UC_oSNIw9kNkdsLixb1_tZsw

Dakota Pastel

Several pastel videos on youtube
dakotapastels.com

Pan Pastel Colors

[youtube.com/channel/UCzdPkoGU9UZ348xw53k1WHA](https://www.youtube.com/channel/UCzdPkoGU9UZ348xw53k1WHA)

Xrissart

[youtube.com/channel/UCUGB-U1gh1CCsBa6PiQvONg](https://www.youtube.com/channel/UCUGB-U1gh1CCsBa6PiQvONg)

JVArt Resources

<https://www.youtube.com/c/JVArtresources>

Love Life Drawing

[youtube.com/channel/UCA9o111IH1VD8Kxz0YLn8_A](https://www.youtube.com/channel/UCA9o111IH1VD8Kxz0YLn8_A)

Unmask Art


[youtube.com/channel/UCC200efazooi-bz2TQ1_Nuw](https://www.youtube.com/channel/UCC200efazooi-bz2TQ1_Nuw)

Please let us know of any other FREE pastel or art online resources and we will add them to the list!


Dakota Pastels Hardness Chart



Floating on Clouds W/ (detail) by Teresa Staib www.teresastaib.com



- 1 **SCHMINCKE**
Origin: Germany Colors: 400 Size: 1/2"x 2 1/2"
Velvety soft • Intensely pigmented • Very consistent
Great finishing pastel
- 2 **GREAT AMERICAN**
Origin: USA Colors: 546 Size: 1/2"x 2 1/4"
Square shape • Buttery soft • Extensive color selection
Great range of tints
- 3 **BLUE EARTH**
Origin: USA Colors: 336 Size: 1/2"x 1 3/16"
Organized by hue, value, & intensity • 12 color range sets
High density pigments
- 4 **SENNELIER**
Origin: France Colors: 525 Size: 7/16"x 2 1/2"
Exceptional darks • Bright and intense colors
Great half stick sets
- 5 **UNISON**
Origin: England Colors: 374 Size: 1/2"x 2"
Unique and dynamic selection of colors
Color range sets • Good neutrals & earth tones
- 6 **ART SPECTRUM EXTRA SOFT**
Origin: Australia Colors: 180 Size: 1 3/4"x 1/2"x 5/8"
Square shape • Good for broad strokes • Creamy texture
- 7 **RICHESON HANDROLLED**
Origin: China Colors: 504 Size: 9/16"x 3/8"
Rich colors • Compact size • Rich darks to lightest tints
- 8 **TERRY LUDWIG**
Origin: USA Colors: 750 Size: 1/2"x 1 1/2"
Square shape • Creamy smooth • Super darks
- 9 **DIANE TOWNSEND SOFT**
Origin: USA Colors: 412 Size: 3/4"x 1 3/4"
Densely pigmented • Great clarity • Simple value steps
- 10 **DIANE TOWNSEND TERRAGES**
Origin: USA Colors: 192 Size: 1/2"x 1"x 1 3/4"
Bold chunky shape • Very expressive • Pumice in pastel
Clear color
- 12 **BLOCKX**
Origin: Belgium Colors: 204 Size: 1/2"x 2 5/8"
Soft and velvety, yet retains a slight hardness.
- 13 **GIRAULT**
Origin: France Colors: 300 Size: 3/8"x 2 1/2"
Unique, slightly firmer consistency
Very smooth and dense
- 14 **MOUNT VISION**
Origin: USA Colors: 434 Size: 1/2"x 2 3/4"
Large stick • Consistent color and softness
Great value
- 15 **REMBRANDT**
Origin: Holland Colors: 218 Size: 1/2"x 2 3/4"
Popular medium soft line • Great for under painting
Half stick sets
- 16 **ART SPECTRUM**
Origin: Australia Colors: 154 Size: 1/2"x 2 3/4"
Unique 'down under' colors • Rich darks
- 17 **HOLBEIN**
Origin: Japan Colors: 144 Size: 5/16"x 2"
Square stick for edge and detail work
Consistent color
- 18 **NUPASTEL**
Origin: USA Colors: 96 Size: 1/4"x 3 1/2"
Square hard stick • Under-painting and detail work
- 19 **CARAN D'ACHE CUBES**
Origin: Switzerland Colors: 84 Size: 1/4"x 3 1/4"
Square hard stick • Subtle color range with
matching pastel pencil line
- 20 **FABER-CASTELL POLYCHROMOS**
Origin: Germany Colors: 60 Size: 1/4"x 3 1/4"
Square hard stick • Broad and brilliant color range
Good darks
- 21 **CRETACOLOR**
Origin: Austria Colors: 72 Size: 1/4"x 2 3/4"
Square hard stick • Nice color range • Good value



your pastel specialist!

pastel sets & individual colors • paper & boards • boxes & easels • books & videos
primers & grounds • fixatives & sundries • knowledge & incredible customer service!

www.dakotapastels.com
888.345.0067

Upcoming Shows to Enter

National Society of Artists

Dickinson, TX

“NSA 35TH Annual Juried Show 2021”

Entry Deadline: 7/30/2021

Locale: Open to artists in both 2D and 3D works from the US and Canada.

www.onlinejuriedshows.com

Arkansas Pastel Society

North Little Rock, AR

”Reflections in Pastel”

Entry Deadline: 9/8/2021

Locale: Nationwide

www.onlinejuriedshows.com

Huse Skelly Gallery

Balboa Island, CA

“Autumns Allure”

Entry Deadline: 9/17/2021

Locale: National

www.onlinejuriedshows.com

PleinAir Salon

July | 11th Annual PleinAir Salon

Entry Deadline: 7/31/2021

pleinair-salon-july2021.artcall.org/pages/prospectus

Pastel Society of North Carolina

Jacksonville, NC

“Pure Color “

5th Annual ONLINE International Juried Exhibition of Pastel Paintings

Entry Deadline: 8/1/2021

Locale: open to all artists over the age of 18 working in the soft pastel medium.

www.onlinejuriedshows.com

Peninsula Art League

Gig Harbor, WA

“2021 Open Juried Show”

Entry Deadline: 8/1/2021

Locale: Worldwide

www.onlinejuriedshows.com

NorthWind Fine Arts

Saranac Lake NY

“Reimagine”

Entry Deadline: 8/1/2021

Locale: Nationwide

www.onlinejuriedshows.com

Pastel Society of the Southwest

Plano, TX

“Pastel Society of the Southwest’s 40th National Juried Exhibition”

Entry Deadline: 8/4/2021

Locale: Nationwide

www.onlinejuriedshows.com

SAGE Community Arts

11th Annual National Juried Show

Sheridan, WY

Entry Deadline: : August 31st 2021

Locale: Nationwide

www.artinsheridan.com/juried11

Dakota Pastels Contest

Third Quarter

Contest Closes September 15, 2021

Prizes Awarded September 30, 2021

Fourth Quarter

Contest Closes December 15, 2021

www.dakotapastels.com/products/2021-Pastel-Competition

Pastel Society Of Colorado

Small Works Pastel Show and Sale

“LET’S CELEBRATE!”

September 23, 2021

www.pastelsocietyofcolorado.org/shows.php

IAPS 39th Juried Exhibition—2021 Webshow

Tentative dates:

posting Call for Entries (prospectus): August 1, 2021

entry deadline: September 17, 2021

www.iapspastel.org/exiaps_upcoming.php

2021 Calendar of Events

SUMMER

SUMMER TOUR: Terry Ludwig Pastels, Littleton CO. 20% Discount offered during tour. We will meet in the parking lot of Library 21c and carpool. Possibility of a gallery visit in Littleton or Monument with lunch. Please contact Margie Miller at m4miller@comcast.net or 719-331-1806 to reserve your place!

PLEIN AIR PAINTING, join with the local weekly Plein Air Group (Thursdays 9am – 12pm). Visit <https://pleinairartistscolorado.com/Colorado-Springs/> for the locations.

SEPTEMBER

NATIONAL JURIED EXHIBIT at Academy Art and Frame, month of September; 3rd Friday (Sept. 17) is opening celebration; exhibit/sales open all month.

MEMBER MEETING, SEPT 11, Saturday
ART SHARE – Bonnie Anthony

NOVEMBER

ANNUAL MEMBER MEETING, NOV 13, Saturday
ART SHARE – Dan Rich, location TBD

DECEMBER

PPPS Annual Holiday Lunch, Friday DEC 10,
Location TBD

Board of Directors

Ingrid Burnett, *President*
(719) 493-2862

Margot Ardourel, *Treasurer*
(719) 291-4332

Pat Geonetta, *Membership*
(719) 338-5548

Connie Cassani-Beard, *Secretary*
(719) 337-6200

Lyn Farrell, *Exhibitions*
(713) 204-9500

Margaret M. Miller, *Education*
(719) 576-1927

Mary Sexton, *Communications*
(914) 217-7900

Special Thanks to Susan Tormeon
for managing our mail.

Please Volunteer!

We need help with finding exhibit space, hanging shows, reporting for the newsletter, suggestions for programs and workshops, awards, kudos, showing opportunities, etc.

Please send stories, events, reviews and other information to the email address below for inclusion in the next edition.

marys@goodgraphicdesign.com

Any pastel artist interested in doing a ZOOM demo for the group please contact Margie Miller at m4miller@comcast.net. There is a small stipend involved for the hour demo. Some ideas include a studio tour, a demo of a small work, discussing pastels in plein air etc. Do consider this opportunity to add to your artistic vitae during quarantine.

Pikes Peak Pastel Society P.O. Box 2443, Colorado Springs, CO 80901-2443