



the paper

Message from the President

Hello Pikes Peak Pastel Society!

I hope you've had a good painting month in January. It was great to see the artworks from more than a dozen of you on our PPPS Group Facebook page this past month for the "21 in January 2021" challenge. Margie Miller, one of the six artists who completed the challenge won the Meininger's Gift Card in a drawing held at our Members Meeting on February 13 at 10 am via Zoom.

At the meeting Margie Miller described the two upcoming demo/workshops in March and May. Lyn Farrell talked about the two exhibit opportunities at Commonwheel Art Gallery in June and at Academy Art and Frame in September.

We are thrilled that 31 members renewed their membership this year and we have welcomed one new member for a total of 32. Don't forget to make your Dakota Art Pastel purchase before Feb. 28 to get the 10% off EVERYTHING! If you didn't get the code with your renewal or misplaced it (!), contact Pat Geonetta. I have been eying the different pastel surfaces, including samplers and Terry Ludwig pastels. Have to decide soon!

I am so grateful to the PPPS Board of Directors for keeping us on track during this pandemic. Each one is diligently working to give our organization's members a great experience in spite of the obstacles. Thank you, Mary Sexton for all the communications and web work. Thank you, Connie Cassani-Beard for minutes and record-keeping. Thank you, Margot Ardourel for keeping our accounts, including PayPal. And thank you Margie Miller for education and



"21 in 21" Paintings
ABOVE:
by Amy Davis
LEFT:
by Ingrid Burnett
See Page 8 for
more paintings from
this challenge!

Lyn Farrell for exhibits. If anyone wants to work with any of these great people they would be happy to talk with you. Mary especially is looking for writers of articles for the newsletter. And finally don't forget that you can post your art with your bio on our website and you can display your art at Coutura Design in Furniture Row.

Ingrid Burnett, PPPS President

Bethany Fields Pastel Painting Demo

March 13, 2021 at 10 am


On March 13 at 10 am we will have Bethany Fields presenting a pastel painting demo via Zoom. Bethany Fields is a contemporary American West landscape artist who resides in Texas (bethanyfields.com). She hosts a Patreon page and YouTube channel and has an extensive background in photography and design.

The program is free to members, thanks to an anonymous donation to cover Bethany's fee.

Bethany Fields is an American contemporary artist working in pastel. She has gained recent national recognition with exhibits at the Salmagundi Club, The National Arts Club, both in NYC, and the Butler Institute of American Art in Ohio. She regularly hosts and teaches workshops around the country and is a signature member of the Pastel Society of America,

Degas Pastel Society, American Women Artists and is a Master Circle member of IAPS (International Association of Pastel Societies). She is also a member of the American Impressionist Society. Bethany has recently been featured in the prestigious *Pastel Journal* magazine and *Southwest Art* magazine and her work has also been chosen as a finalist in the *Artist's Magazine* Annual Art Competition.

Bethany's primary focus is the American West landscape of the Llano Estacado and surrounding areas. A favorite location for inspiration is beautiful Palo Duro Canyon near Canyon, Texas as well as the high plains of the Texas Panhandle. In her travels across the country, she has gathered a plethora of inspiration and her love of the outdoors shows in her emotional and nuanced landscapes.



UPPER LEFT:
"Late August Floral"

LOWER LEFT:
"Paseo del Rio"

ABOVE:
"On the Rim"

HOW TO PAINT WITH MORE EXPRESSION

ONLINE PASTEL WORKSHOP EXPERIENCE WITH KAREN MARGULIS

5/3 to 5/7/2021

The focus of this workshop is *How to Paint with More Expression*. Karen will share tips and techniques to help you loosen up and add some spice to your paintings! The workshop will be presented in the form of 4 videos consisting of three lecture and demo sessions and a final feedback video that will include feedback on all assignment paintings.



The workshop is divided into three sessions, a morning, afternoon and bonus session. Each session includes a lesson, a complete demo and an assignment. You can complete all three sessions in one day but you do have some flexibility since the videos are prerecorded. The final feedback video will be recorded and shared a week from the workshop start date. You will have until midweek to submit your paintings for feedback.

You will receive by mail a workshop packet which includes a handbook and a goody bag of visual aids.

These are the items Karen shares during her in-person workshops and she doesn't want her online artists to miss out! You will have access to a private workshop blog which includes workshop details and bonus handouts.

And you will have access to Karen by email for the week in between workshop release and feedback video. She will be available to answer questions and to look at and discuss your assignment paintings.

The fee for members is \$150; for non-members it is \$200. Class size is limited to 18 participants.

For more information, visit pikespeakpastel.org/membership/workshops. You can download a sign-up form or pay with PayPal.

Mail the form with your check to **Pikes Peak Pastel Society**, P.O. Box 2443, Colorado Springs, CO 80901-2443.

You can find Karen online here: kemstudios.blogspot.com/; youtube.com/channel/UCvA1fsVyX78RcZuCaFyw4g; patreon.com/karenmargulis; dailypaintworks.com/artists/karen-margulis-1159.



A selection of Karen's paintings



Spring into Summer, A Members Only Exhibit

June 4 – June 28, 2021

We invite all Pikes Peak Pastel Society (PPPS) members to submit their artwork to our Pikes Peak Pastel Society Pastel Exhibition: *Spring into Summer*. The Commonwheel Artist Co-Op in Manitou Springs, CO will host the exhibit.

Dates to Remember:

Opening date for submitting work online:

February 15, 2020

Closing date for submitting work:

Monday, April 19, 2020

Delivery of artwork:

Tuesday, June 1, 2021. Deliver to Commonwheel Artists Co-Op, 102 Canon Ave, Manitou Springs, CO 80829. Pay the \$10 fee and include the W-9 form with art.

All submitted entries must be securely labeled on the back (top) with: artist's name, artwork title, price, phone, and size (including frame).

Artists' Opening Reception:

Friday June 4, 2021, time to be announced

Exhibition Opens: Friday, June 4, 2021

Exhibition Hours: Daily 10 – 6

Exhibition closes: Monday, June 28, 2021

Pick up art work:

Tuesday, June 29, 2021 *There will be a \$10/ day storage fee for artwork not picked up at this time.*

For more information and to download the Prospectus and a W-9 form visit:

pikespeakpastel.org/membership/2021-commonwheel-show.



“Reflections” by Margot Ardourel

Entering Your Images:

Enter your artwork by uploading the images using the form at pikespeakpastel.org/membership/2021-commonwheel-show.

Please fill out all the fields in the form:

1. Your name
2. The name of the work
3. The price of the painting
4. The size of the framed painting (this can be estimated)

Fill out the form and upload each image individually.

Painting Raffle

Win a beautiful painting!



Raffle tickets for *Quiet Moment — Pikes Peak, North Face*, a pastel painting by Becky Johnson (worth at least \$600) are available for \$10 each. Becky painted this lovely artwork during a July Zoom demo for us in 2020.

View more work by Becky here:
beckyjohnsonpastels.com.

The drawing for the painting will be held on April 10, 2021.

Write a check made out to PPPS for your raffle ticket (s) to win this beautiful painting and mail it to: **Pikes Peak Pastel Society**, P.O. Box 2443, Colorado Springs, CO 80901-2443.

Buy several tickets and increase your chances!

You can also purchase raffle tickets on the PPPS website Raffle page at pikespeakpastel.org/painting-raffle.

PPPS DVD Library

Several DVDs are available in the PPPS DVD library for members to borrow for a month. Please email your request to:

Margie Miller at m4miller@comcast.net.

Misty Morning

IAPS Demo by Elizabeth Mowry (2011)

Painting Skin Tones in Pastel

by Alain Picard (2013)

Alla Prima Pastel Painting

by Richard McKinley (2015)

Vivid Color Landscapes

by M. Catherine Hurley (2009)

The Solution

IAPS Demo by Richard McKinley (2011)

Magnificent Tree

by Albert Handell (2011)

NEW DVDS FOR 2021:

Urban Pastel Painting

by Nancie King Mertz (2020)

Mastering Pastels

by Albert Handell (2020)

Pastel Painting Secrets



by William A. Schneider (2020)

A DVD REVIEW

Mastering Pastels by Albert Handell (2020)

Reviewed by Margie Miller

Albert Handell's latest video offering produced this year is a wonderful way to enjoy time with this renowned pastelist who is 84 years young! The demo is valuable to see his manipulation of pastels on a UART surface that has a watercolor underpainting. Having worked for decades in pastels, Albert favors UNISON pastels and a Heilman box that is quite unorganized ... a workstyle that is a result of his long time experience with the medium. There is a 47 minute interview following the DEMO entitled "Thoughts on Painting" that is quite insightful and enjoyable. While exacting color selection information on pastels is not highlighted, color harmony is discussed throughout. I found the discussion on composition and pastel techniques for effective mark making with rounded Union pastels very valuable. A tribute video of Albert Handell receiving the Lifetime Achievement Award is also available at the end segment of this special DVD.



Member News

Welcome to New Member Rosalie Montgomery

Thankfully, I arrived in beautiful Colorado from Alaska 23 years ago and have recently retired from a fulfilling career in Health Care. Art has been a hobby for much of my life. I love to find my voice through my art, as well as hear others speak through their own creative experience.

My hobbies are playing cards with my husband, and golfing and cross-country skiing in our great outdoors. I enjoy my children and grandchildren, cooking and baking, and traveling either through reading or in person. Thank you for welcoming me to your pastel painting community and I look forward to getting to know you.



Members Katerina Kostin and Margie Miller are now signature members!

Congratulations to Katarina and Margie for earning Signature status.

For more info on becoming a Signature Member, visit pikespeakpastel.org/membership.

Member Benefits

Hang Your Art at Coutura Design

All Members are eligible to hang art in the hallway at Coutura Design Inspirations, 6380 Corporate Centre Circle, Colorado Springs, CO 80919. The best times to hang artwork are Tuesday – Saturday, 10 am to 5 pm. For more information visit: pikespeakpastel.org/membership.

All Members are Eligible to have an Artist Page on Our Website!

Our goal is to have every member sharing artwork on our website. Please email up to eight images of your pastel paintings (jpgs preferred) to Mary Sexton at info@pikespeakpastel.org or marys@goodgraphicdesign.com.

IAPS Membership

Pikes Peak Pastel Society is a member of IAPS. Some of the benefits to our Members include:

- Participation at the Biennial Convention such as workshops, exhibitions, demonstrations, etc.
- Individual members of member societies are eligible to submit artwork for the jury in all IAPS Exhibitions including – online, gallery, museum, and convention shows.
- Individual members of member societies may list IAPS membership on their resumes.
- Attend the Biennial Convention at a discounted rate. Next convention will be in 2022.

Here is the most recent IAPS newsletter link: <http://www.iapspastel.org/currentnews.php>.

Please send Member News to Mary Sexton, marys@goodgraphicdesign.com for inclusion in the newsletter!

Member News

21 in 21

In January 2021, PPPS held a “21 in 21” challenge for our members — 21 paintings in 21 days. The paintings were posted to our facebook group page: <https://www.facebook.com/groups/PPPastels>.

Several members participated in the challenge. Margie Miller, Pat Geonetta, Betsy Jacob Cook, Margot Ardourel, and Jo Wehe completed the full “21 in 21.” A drawing was held at the Member’s meeting on February 13th for a prize of a \$50 Meininger’s gift card. Member Margie Miller won. **Congrats to Margie!**

Here are some of the paintings posted during the challenge.



Connie Cassini-Beard



Lyn Farrell



Margot Ardourel



Pat Geonetta



Betsy Cook

Dena Peterson Workshop Review

by Pat Geonetta

I recently took a virtual Zoom class from Dena Peterson of “Loving Vincent” painter fame at Bemis Art School. The class title “Beyond Reality, Abstracting Your Paintings” got my attention.

Here is the course description:

Are you feeling a little tired of strict realism in your paintings, but just don't know how to break away? We know that a painting needs to be more than a copy. Yet, how do we move beyond our training of copying nature, models, or still-life motifs into a more abstracted and expressive interpretation?

In this virtual course, you will be lead through exercises designed to bring more abstraction, excitement, and passion to your work.

The class consisted of Zoom meetings for 4 Saturdays. Dena did a demo and we had a week to do the exercise and email images back to her by the next Class. We reviewed and discussed all the submitted images.

I learned some great tools such as minimizing the subject to a few basic shapes and color, and using limited strokes. All useful tools if I implement them! I have tried, but have ended up with the small brush and side of hard pastel or pencil.



Limiting color



Orange Array by Dena Peterson

Dena was honored to be selected as one of 120 international artists out of 5000 applicants for the film, “Loving Vincent”.

I'm an artist who hopes to paint loose. I do a fun colorful underpainting with bright watercolors, or complimentary pastel colors sprayed with 91% alcohol and allowed to drip. I should call it done right then and there!

But no, I pick up a soft pastel, then another and another, then the edge of the hard pastel or pastel pencil for more definition. Then I have a tight, realistic painting. So for me, I am taking baby steps practicing and using the tools Dena presented to abstract my style.

Wish me luck as habits good or otherwise are difficult to let go.


The number of strokes decreases in each square. A stroke being from the time the brush touches the canvas until it is lifted.

Books for Sale

While we wait for a chance at another ART SWAP (hopefully this summer), where we can bring unused art supplies and trade with or sell to other PPPS members, here are some pastel books for sale by former PPPS President Bonnie Anthony.

The books are \$10 each, or 3+ for \$5 each.

Please call Mary Sexton at 914-217-7900 to purchase. First come, first served!



The Art of Pastel Painting
by Alan Flattman,
originally \$27.50

Distinguished artist and teacher Alan Flattmann provides invaluable information about theory and technique designing proper studio lighting, and much more. Both amateur and professional artists will find this book informative and useful.

Highlighted techniques include the painterly blended and the Impressionistic broken-color approaches. There are also illustrated discussions of concept and technique, mood and technique, mixed media, form and space, aerial perspective, modeling, and the importance of simplicity.




Painting Brilliant Skies & Water in Pastel
by Liz Haywood-Sullivan,
originally \$26.99

From skies above to water below, discover the secrets to glorious landscapes!

No two elements of the landscape bring the artist greater inspiration— or greater challenge—than sky and water. Get them right

and you have magic. Get them wrong and your whole painting is off. In this book, popular pastel artist and teacher Liz Haywood-Sullivan shares her secrets for getting them both right, every time. With her practiced and proven approach, you can experience the joy of painting glowing skies and sparkling water.

Beautifully illustrated with stunning landscapes, *Painting Brilliant Skies and Water in Pastel* is a must for artists who have not found the targeted help they seek in other landscape painting books. Use it to make the most of nature's inspiration and pour mood, movement, and poetry into your paintings.




Pastel Pointers
by Richard McKinley,
includes dvd, originally
\$26.99

Richard McKinley has been a professional artist for over 35 years. Factor in nearly as many years of teaching experience, and that adds up to a whole lot of know-how to share. In *Pastel Pointers*, he lays

it all out: information on tools, materials, color, composition, landscape elements, finishes and more.

Covers frequently asked questions (“How do I achieve natural-looking greens?”) and simple solutions to common problems, such as excess pigment buildup

This book covers everything from the fundamentals to get you going (how to lay out your palette, create an underpainting, evoke luminous effects) to inspirations that will keep you growing (plein air painting, working in a series, keeping a painting journal). Whether you're a beginner or an experienced painter anxious to explore the expressive possibilities of pastel, this is your guide to making the most of the medium.



The Pastelist's Year
by Elizabeth Mowry,
originally \$24.95

From an expert painter of pastels, here are hundreds of proven ways to capture the glory and color of the seasons. The palette and soft motifs of pastels are

perfect for capturing the beauty of nature in every phase of the year. Now every artist can learn how to use them like the professionals.

In The Pastelist's Year: Painting the Four Seasons In Pastel, Master Pastelist Elizabeth Mowry demonstrates, step by step, how to paint pastels that distinctly capture the mood, color, and majesty of the four seasons. Whether you're a novice artist or seasoned professional, *The Pastelist's Year* has something to offer anyone who loves to create beautiful art.



Pastel School
by Hazel Harrison,
originally \$23.00

A pure-pigment medium, pastels have been used by painters for centuries for the powerful and evocative colour they can produce. Professional artist and experienced teacher Mark Leach uses pastel to translate


beautiful landscapes into striking, minimalist paintings with simple form and strong blocks of colour, while still retaining a sense of location and place. His simple techniques demonstrate how to move away from realism and towards using abstract painting to express mood and feeling.



The Encyclopedia of Pastel Techniques
by Judy Martin,
originally \$14.95

Through discussions of soft and hard pastels, oil pastels, water-soluble pastels, and pastel pencils, you'll discover the best

medium for your project. Find out how to choose paper, apply color, and use fixatives. Hundreds of color photographs and illustrations, plus detailed instructions, show how to execute techniques.



Raw Colour with Pastels
by Mark Leach,
originally \$17.95

A pure-pigment medium, pastels have been used by painters for centuries for the powerful and evocative colour they can produce. Professional artist and experienced teacher Mark Leach uses pastel to translate

beautiful landscapes into striking, minimalist paintings with simple form and strong blocks of colour, while still retaining a sense of location and place. His simple techniques demonstrate how to move away from realism and towards using abstract painting to express mood and feeling.

PSC Mile High Show

Deadline for Online Entry: **March 17 at Midnight**

Exhibition: **May 8 to June 26, 2021**

Curtis Center for the Arts, Greenwood Village, CO

Juror and Awards Judge: Alain Picard

The Pastel Society of Colorado is proud to announce that the juror and awards judge is Alain J. Picard. Alain J. Picard is an award-winning artist, instructor, author and speaker. His acclaimed pastel and oil paintings have been exhibited throughout the US, Europe, China and the UK. Alain travels internationally as an art instructor, demonstrator, speaker and artistic advocate for the vulnerable.

ELIGIBILITY:

The 17th Annual Mile High International Pastel Exhibition 2021 juried show is open to any pastel artist 18 years of age or older. The PSC Exhibition Policy includes:

- Original paintings only accepted.
- All artwork must be at least 80% soft pastel.
- Work done under supervision in a class or workshop is not eligible.
- Paintings must have been completed within the last two years and not previously shown in any Pastel Society of Colorado exhibitions.
- If artwork juried into the show is not delivered, then the artist will be prohibited from entering future PSC sponsored shows for two years.

AWARDS:

Extensive cash and merchandise awards will be presented at the opening reception on the date listed above. All awards are made at the discretion of our judge, including over \$4,000 in cash awards as well as thousands more in merchandise. All awards will be final with no exchanges or substitutions. **PPPS is sponsoring award!**

PASTEL SOCIETY OF COLORADO 2021 MILE HIGH INTERNATIONAL PASTEL EXHIBITION



Juror and Awards Judge: Alain Picard

CALL FOR ENTRY, NOW OPEN!

DEADLINE FOR ENTRIES MARCH 17, 2021 AT MIDNIGHT

EXHIBITION FROM MAY 8, 2021 - JUNE 26, 2021

CURTIS CENTER FOR THE ARTS, GREENWOOD VILLAGE, CO

Entries & Workshop Info at www.PastelSocietyofColorado.org/shows.php • Enter at Online Juried Shows

ENTRY FEE:

For PSC Members up to 3 paintings may be submitted at a fee of \$45 plus an additional 2 paintings for \$10 each. For Non-Members up to 3 paintings may be submitted at a fee of \$55 plus an additional 2 paintings for \$15 each.

All entries must be made through *OnlineJuriedShows.com*.

For a prospectus with full information on the show and to enter, visit: pastelsocietyofcolorado.org/shows. This page also includes information about two workshops being offered by Alain Picard.

FREE Pastel Online Resources

Marla Baggetta

[youtube.com/channel/UC9ad6jaguLLBrB46_coqyIg](https://www.youtube.com/channel/UC9ad6jaguLLBrB46_coqyIg)
marlabaggetta.com
paintinglessonswithmarla.com

Alain J Picard

[youtube.com/channel/UCWyF5CvAv8c0oP4M5gWBaFA](https://www.youtube.com/channel/UCWyF5CvAv8c0oP4M5gWBaFA)
picardstudio.com

Susan Kuznitsky

[youtube.com/c/SusanKuznitsky](https://www.youtube.com/c/SusanKuznitsky)
susankuznitsky.com

Susan Jenkins

www.youtube.com/channel/UCqNhhFYP5f1G4IBhdZOGZ3g
susanjenkinsfineart.com

Tony Allain Fine Art

Many videos on youtube
tonyallainfineart.com

Bethany Fields

www.youtube.com/channel/UCgBFh1UdOgSmTW_yVozJotQ
bethanyfields.com

Emma Colbert

https://www.youtube.com/channel/UCG-cKqjqKzkysc-L_Q8b8Og
emmacolbertart.com

Karen Margulis

<https://www.youtube.com/channel/UCvA1fsVyX78RcZuC-aFyw4g>
karenmargulis.com

Gail Sibley

<https://www.youtube.com/channel/UCcvkVvNg68NM7VdUVlF-6eg>
gailsibley.com
howtopastel.com

Aaron Schuerr

Many pastel videos on youtube
aaronshuerr.com

Jackson's Art

https://www.youtube.com/channel/UC_oSNIw9kNkdsLixb1_tZsw

Dakota Pastel

Several pastel videos on youtube
dakotapastels.com

Pan Pastel Colors

[youtube.com/channel/UCzdPkoGU9UZ348xw53k1WHA](https://www.youtube.com/channel/UCzdPkoGU9UZ348xw53k1WHA)

Xrissart

[youtube.com/channel/UCUGB-U1gh1CCsBa6PiQvONg](https://www.youtube.com/channel/UCUGB-U1gh1CCsBa6PiQvONg)

JVArt Resources

<https://www.youtube.com/c/JVArtresources>

Love Life Drawing

[youtube.com/channel/UCA9o111IH1VD8Kxz0YLn8_A](https://www.youtube.com/channel/UCA9o111IH1VD8Kxz0YLn8_A)

Unmask Art

[youtube.com/channel/UCC200efazooi-bz2TQ1_Nuw](https://www.youtube.com/channel/UCC200efazooi-bz2TQ1_Nuw)

Please let us know of any other FREE pastel or art online resources and we will add them to the list!

2021 Calendar of Events

MARCH

MEMBER MEETING, MARCH 13, Saturday 10 AM
Bethany Fields (Online pastel demo)

APRIL

MEMBER MEETING, APRIL 10, Saturday
ART SHARE – Jane Lippe

MAY

MAY 3 – 7 Karen Margulis Workshop

JUNE

EXHIBIT at Commonwheel, “Spring into Summer”
June 1: delivery of art, June 2: hang art, June 4: Exhibit
Opening, Sunday, June 27: exhibit ends.

MEMBER MEETING, JUNE 12, Saturday

SUMMER

ART SWAP, Burnett Garage, Saturday afternoon

SUMMER TOUR, Terry Ludwig Pastels, Denver (TBD)

PLEIN AIR PAINTING, join with the local weekly Plein
Air Group (Thursdays 9am – 12pm)

SEPTEMBER

NATIONAL JURIED EXHIBIT at Academy Art and
Frame, month of September; 3rd Friday (Sept. 17) is
opening celebration; exhibit/sales open all month.

MEMBER MEETING, SEPT 11, Saturday

ART SHARE – Dan Rich and Bonnie Anthony

NOVEMBER

ANNUAL MEMBER MEETING, NOV 13, Saturday

ART SHARE – Member volunteer needed

DECEMBER

PPPS Annual Holiday Lunch, Friday DEC 10,
Place TBD

Board of Directors

Ingrid Burnett, *President*
(719) 493-2862

Margot Ardourel, *Treasurer*
(719) 291-4332

Pat Geonetta, *Membership*
(719) 338-5548

Connie Cassani-Beard, *Secretary*
(719) 337-6200

Lyn Farrell, *Exhibitions*
(713) 204-9500

Margaret M. Miller, *Education*
(719) 576-1927

Mary Sexton, *Communications*
(914) 217-7900

**Special Thanks to Susan Tormeon
for managing our mail.**

Please Volunteer!

We need help with finding exhibit
space, hanging shows, reporting
for the newsletter, suggestions for
programs and workshops, awards,
kudos, showing opportunities, etc.

Please send stories, events, reviews
and other information to the email
address below for inclusion in the
next edition.

marys@goodgraphicdesign.com

Any pastel artist interested in doing a ZOOM demo for the group please contact
Margie Miller at m4miller@comcast.net. There is a small stipend involved for the hour demo.

Some ideas include a studio tour, a demo of a small work, discussing pastels in plein air etc.

Do consider this opportunity to add to your artistic vitae during quarantine.

Pikes Peak Pastel Society P.O. Box 2443, Colorado Springs, CO 80901-2443